

hülsta 

Stand: 11/2011

© Copyright by hülsta • Imprimé en Allemagne • Printed in Germany

hülsta-werke • Karl-Hüls-Straße 1 • D-48703 Stadtho
Tel. +49 2563 86-0 • Fax +49 2563 86-1417
www.huelsta.com • Info@huelsta.com

The book of ideas for your home. 5

hülsta 

hülsta.

The book of ideas for your home.

An overview of our complete furniture
range.



INT

www.huelsta.com

● ● ● made in germany

IN THE END ONLY HÜLSTA WILL DO.

hülsta 

Home is
where the heart is.



hülsta's source of inspiration. Your home.



My daughter recently asked me: "Papa, why is there an angel in here?" She had discovered the Blue Angel in our "Book of Ideas" and was wondering what an angel had to do with furniture.

I explained to her that it is a guardian angel who watches over hülsta and that the Blue Angel is similar to a good school report, which one gets if one has performed really well.

"Why did you get the Blue Angel then?" "We got it for the way we build our furniture". I explained to her that we underwent some tests in order to be allowed to label our furniture with the Blue Angel and how proud we are of this achievement. hülsta received the award for the entire product range. The manufacturing processes of all hülsta furniture exceed legal requirements regarding environmental friendliness and healthy living.

Environmentally-friendly manufacturing, sustainability, quality and durability are values that have played a central role at hülsta since the foundation of the company. We are sure that you will want to share these values with us, thus making hülsta your preferred choice.

We follow strict guidelines when selecting our wood, which comes exclusively from sustainable sources.

During the manufacturing process, we maintain the unique character and precious properties of this natural material. hülsta's designs and creative ideas authentically reflect this individuality.

Furthermore, we know that our timelessly modern design and the now renowned individuality of our furniture also rank high when it comes to making a purchase decision.

I am therefore pleased to present the latest "Book of Ideas", which includes brand new interior design ideas and highly individual furniture ranges, which will certainly inspire you to try something new. Simply choose your favourite range. We take it from there and deliver perfect interiors for your individual home. Special requests included!

Let yourself be inspired! Be inspired by the world of hülsta and discover your personal interior design dream!

Enjoy browsing, discovering and be inspired.

Kind regards,

Michael Espenhahn
Managing Director

P.S. The angel, by the way, really impressed my daughter. It was clear that she also wanted her very own guardian angel – however, she preferred to get one without tests.





THE ENTIRE RANGE

| | |
|---------|--|
| 3 | EDITORIAL |
| 4-5 | CONTENTS |
| 6-11 | THE HÜLSTA PHILOSOPHY |
| 12-187 | LIVING ROOMS |
| 14-31 | LILAC |
| 32-57 | SIMIA |
| 58-83 | TAMETA |
| 84-101 | MENTO |
| 102-117 | XELO |
| 118-137 | ENCADO II |
| 138-149 | MEGA-DESIGN |
| 150-157 | SPECTRUM (Please note! The range will be discontinued from 30 th April 2012.) |
| 158-173 | ELEA |
| 174-179 | LILIUM |
| 180-187 | Coffee tables |
| 190-203 | DINING ROOMS |
| | Tables |
| 192 | ET 300 |
| 193 | ET 600 |
| 194 | ET 800 |
| 195 | ET 1000 plus |
| 196 | ET 1100 |
| 197 | ET 1200 |
| 198-199 | ET 1400 |
| 200-201 | ET 1500 |
| | Chairs |
| 202 | D 2/D 4/D 4 bench/D 5/D 7/D 12/D 13/D 16 |
| 203 | D 15 bench/D 17/D 18 plus/D 19/D 20/D 21 |

| | |
|---------|--|
| 204-213 | HOME OFFICE |
| 206-211 | Add-on desk concept E-F |
| 211 | Mobile container |
| 212 | ERGOMO HOMEOFFICE H4 |
| 213 | Ergonomics |
| 214-215 | THE HÜLSTA DESIGN ADVICE |
| 216-225 | THE HALLWAY |
| 218 | LILAC |
| 219 | TAMETA |
| 220 | MENTO |
| 221 | XELO |
| 222 | ENCADO II |
| 223 | SPECTRUM (Please note! The range will be discontinued from 30 th April 2012.) |
| 224 | ELEA |
| 225 | LILIUM |
| 226-381 | BEDROOMS |
| 228-235 | CEPOSI |
| 236-249 | METIS plus |
| 250-263 | CUTARO |
| 264-281 | ELUMO II |
| 282-299 | MIOLETTO |
| 300-311 | LA VELA II |
| 312-339 | VENERO II NEW |
| 340-359 | ACREA |
| 360-367 | CASAnotte |
| 368-373 | FLAVO |
| 374-381 | MANIT |

| | |
|---------|--|
| 384-429 | INNOVATIVE WARDROBE SYSTEM MULTI-FORMA II NEW |
| 432-469 | SLEEPING SYSTEMS |
| 434-435 | The perfect bed fittings |
| 436-437 | We belong together: Base frames and mattresses |
| 438-439 | You always lie right this way! Overview – matrix Base frames/Mattresses Body support – Acclimatisation – Pressure relief |
| 440-441 | Lying correctly – 3 firmness levels – 3 cover versions NEW |
| 442-443 | The hülsta mattresses: |
| 444 | AIR DREAM 2000 |
| 445 | AIR DREAM 4000 |
| 446-447 | AIR DREAM 7000 |
| 448-449 | AIR DREAM 8000 THERMO |
| 450-451 | The hülsta EASY CLIMATE mattress NEW |
| 452 | TOP POINT 2000 NEW |
| 453 | TOP POINT 4000 (Our test winner!) |
| 454-455 | Quality and function – The best base slat in the world! The hülsta base frames: |
| 456 | EASY FLEX |
| 457 | ALL FLEX (Our test winner!) |
| 458 | CREA FLEX NEW |
| 459 | LEVEL FLEX II |
| 460-461 | Motor-driven base frames |
| 462-463 | TOP MOVE 100 |
| 464-465 | hülsta DUOs (base frames and mattresses at favourable dream prices!) |

| | |
|---------|--|
| 466-467 | AIR DREAM K 2000 pillow |
| 468-469 | hülsta baby's mattress NEW KID AIR 3000 |
| 470-483 | BABY'S AND CHILDREN'S FURNITURE |
| 472-477 | CASALINO |
| 478-483 | OVIELLA |
| 484-489 | CHILDREN'S/YOUTHS' FUNCTIONAL FURNITURE |
| 486-489 | XPERT & SPOT |
| 490 | GENERAL INFORMATION |
| 491 | ALL OF THE SURFACES AT A GLANCE |
| 492-493 | HÜLSTA INTERIOR DESIGN BOOKS/ CATALOGUES |
| 494-495 | NOW! BY HÜLSTA |
| 496 | IMPRINT |

In the end only hülsta will do. Perfect design and quality.

All over the world, discerning people are inspired by our furniture. hülsta is synonymous with sophistication and timelessly modern style.

In 1940, Alois Hüls founded a carpenter's workshop in Stadthorn, Münsterland, thereby laying the foundation for the subsequent "hülsta" company. Not only did his son Karl take over the company and his father's love of wood, but also a philosophy that became instrumental to hülsta's success:

have always included highest quality, personality and responsibility. hülsta customers appreciate the exclusive design, the high-quality materials and the outstanding craftsmanship, which give the furniture an extraordinary durability and make them incredibly suitable for everyday life.



Karl Hüls, founder of the hülsta-werke

"Many **values** may be brought into question, but the value of a beautifully furnished home with its **positive impact on life** remains undisputed."

Putting the quality of the furniture first has contributed to hülsta becoming the best known German/European furniture manufacturer. The main values of the hülsta family business

What is good can be improved. More than 1,300 hülsta employees are committed to this philosophy and are passionate about delivering products, which perfectly suit our customers'

requirements. To date, hülsta holds more than 220 national and international patents. A proud achievement that motivates us to develop further innovations. The results of our research and development are directly fed into our product design and contribute to the high intrinsic value that is synonymous with the hülsta name.



Wood – much more than just a material.

Wood is an extraordinary material that we at hülsta treat with utmost respect and care.

The wide choice of wood types seems to be as inexhaustible as nature itself. The various types of wood look and feel distinctively different and can be used in a variety of ways. Each tree has distinctive features. Any solid wood or genuine wood veneer that hülsta uses is therefore something very special.

Our designers and craftsmen are experts at maintaining the unique characteristics of the wood throughout the manufacturing process. The result is a piece of furniture that perfectly combines style, functionality and personality. Full of character, individual, comfortable, contemporary and timeless.

hülsta furniture does not only stand for beautiful design, but also for perfect functionality and high quality. Furthermore, we are fully committed to sustainability, environmentally-friendly manufacturing processes as well as durability and a healthy living climate.

We at hülsta have always been convinced by this philosophy. We



exclusively use wood from sustainable sources, which is first carefully selected and processed by our experts and then turned into beautifully comfortable furniture.

craftsmen and technicians ensure that any such unpleasant noise is eliminated. Silence and effortless mechanisms are just some of the functional advantages of hülsta furniture – and there are much more.

Experience hülsta quality with all your senses.

Striking woods, elegant lacquers or fine glass fronts are not only eye-catching but also beautiful to the touch. hülsta interiors appeal to all your senses. Our furniture has been carefully thought through down to the last detail to ensure the highest level of design, feel and functionality. This allows you to enjoy your furniture for years to come.

Comfort factor silence.

Some sensory sensations, however, are less welcome. Who, for instance, would like to listen to the noise created by opening and closing of doors and drawers? Our designers, engineers,

Committed to innovation. This is what hülsta tradition is about.

We continuously find new ideas for living. However, all of our designs ensure sustainable quality, meticulous craftsmanship and our unmistakeable style.



Elegant lacquers for unequalled surfaces.

Our customers have a keen sense of quality. They appreciate the elaborate processes that are required to create the famous hülsta high-gloss surfaces. Many different steps are required in order to ensure the completely smooth high-gloss surfaces that feature unequalled brilliance and an incredible depth effect.

Together with our partners, we continuously develop new lacquers, which combine perfect colours, innovative functionality, outstanding suitability for everyday use, environmental compatibility and a healthy living climate. hülsta EverGloss secures all of this for years to come.

Made in Germany.

A down-to-earth approach is a Westphalian virtue that we are fully committed to. The home of hülsta with all of its manufacturing sites is still in the Münsterland – and for good reasons. A network of competent suppliers and excellent skilled staff, which are inspired by our company philosophy, are decisive advantages. We combine **Made in Germany** quality with innovative ideas and traditional craftsmanship.

crafted details such as dovetail joints are not only perfectly stable but also stunningly beautiful.




The heritage of craftsmanship.

We make no compromises when it comes to our furniture. Traditional techniques are still deeply rooted in our manufacturing. Meticulously

Sustainable.
Out of responsibility.

Within a family business such as hülsta, we think of future generations. We are responsible for the heritage that we took over and will pass on. This is one of the reasons why we have long been committed to values that others have only recently discovered, such as sustainability. Today, everybody talks about it – we have been living it, for more than seventy years.



Tested and award-winning.
Guaranteed!

We control every single step during the manufacturing process and subject ourselves to the judgement of independent testing institutes. We are proud of our achievements and

committed to maintain this level. We work tirelessly to extend our services for you, by introducing the hülsta Service Card, for instance. It provides you with a five-year guarantee, our hülsta add-on service with current information about range modifications and the useful hülsta care set. All of this free of cost, of course!



hülsta – an award-winning brand.



hülsta is a member of the quality association "Deutsche Möbel" (German furniture). Our products are subject to stringent tests. The golden "M" is only awarded to furniture, which is safe, stable, durable and harmless to health.



The entire hülsta furniture range complies with the strict criteria of the "Blauer Engel" (Blue Angel). It guarantees that our furniture exceeds the legal requirements for environmentally friendly manufacturing processes and healthy living.



The Berlin-based institute is renowned for being unbiased when testing products of everyday life. hülsta products have been test winners on many occasions. Shown here: TOP POINT 4000.



The GS sign for proven safety is awarded by the TÜVRheinland and ensures that our furniture complies with the requirements of the German Equipment and Product Safety Act.



We are proud that our products have been given the "Premium Product" by the Landesgewerbeamt Nürnberg (Federal Trade Institute).




Very good: functional, flexible, durable and successful. The hülsta XPERT C1 children's desk has become the test winner among 13 competitors.

Individuality is priceless. hülsta leaves plenty of room for it.

Personal freedom characterises people. Do not accept any limits and realise your living dreams. We provide perfect solutions for your requirements.



of finishes, colours and wood types to suit your taste. All of the units of a hülsta range – whether single or system units – can be combined to perfectly suit your requirements and the layout of the room.



Unique furniture for unique people.

hülsta makes furniture for individualists. Our range of products offering a wide choice of styles allows you to create a living environment to suit your

individual requirements. You are sure to find your personal design favourite plus plenty of individualisation possibilities. Our ranges offer a large variety

**Special request?
Standard for hülsta!**

hülsta does not offer “off-the-shelf” products. Your furniture is manu-

factured according to your individual order. For some of our products we even offer length, width or height reductions free of charge – please see our product list for

details. This service ensures stylish and functional solutions even for difficult room architectures. Everything fits and looks perfect.

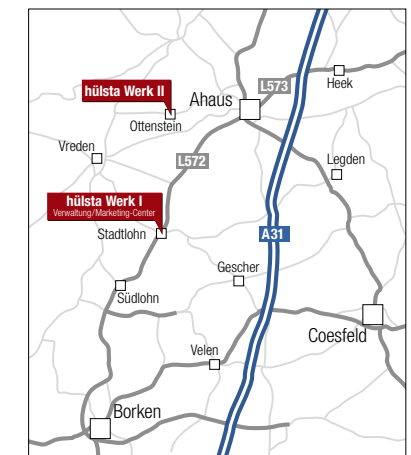
In the centre of cultivated living. hülsta – always worth a visit!

In our 6,000 m² headquarters in Stadtlohn, you will find all of the products of our current ranges on display. Allow yourself some time to have a good look round, to try out various products or to receive individual advice. Even though you cannot buy the furniture from us directly, be inspired and take home plenty of interior design ideas.

Opening times:
Monday to Friday from 9 am to 6 pm
Saturdays from 9 am to 4 pm

Should you require individual **advice** including **computer planning**, please call us on **+49 2563 86-1204** to make an **appointment** in advance.

We are looking forward to your visit.



Beauty from
within.

LIVING ROOMS


| | |
|---------|--|
| 14-31 | LILAC |
| 32-57 | SIMIA |
| 58-83 | TAMETA |
| 84-101 | MENTO |
| 102-117 | XELO |
| 118-137 | ENCADO II |
| 138-149 | MEGA-DESIGN |
| 150-157 | SPECTRUM (Please note! The range will be discontinued from 30 th April 2012.) |
| 158-173 | ELEA |
| 174-179 | LILIUM |
| 180-187 | Coffee tables |





A clear commitment to colour.


If you love exclusive style, then show it. The LILAC colour range allows you to give your living environment a distinctive character. Striking colour accents can be added to the

homely finishes. EverGloss provides highly resistant surfaces with an incredible brilliance and depth effect.


 Walnut

 High-gloss cream lacquer


 **Accent colour:**
High-gloss ruby red lacquer

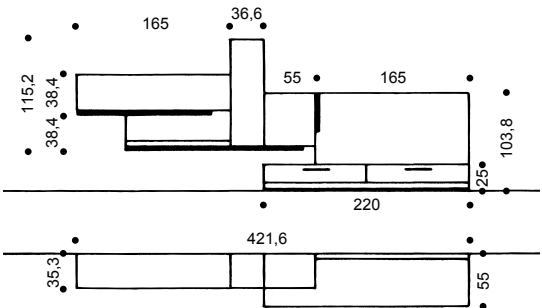
 High-gloss white lacquer

 High-gloss black lacquer

 **Accent colour:**
High-gloss saffron lacquer

 High-gloss brown-black lacquer

 High-gloss sand lacquer



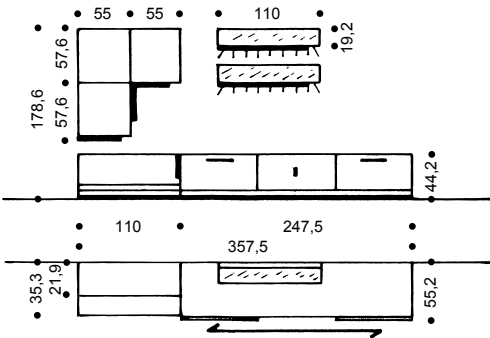
Version: walnut, high-gloss brown-black lacquer, high-gloss saffron lacquer Coffee table: CT 90 Dining table: ET 1500 Chairs: D 18 plus



LILAC

Style in the age of modern media.

Nobody can escape the fascination of the latest media with its undreamt-of possibilities. Communication, information, entertainment – made accessible in more and more stunning designs and outstanding technology – are part of modern life. LILAC will provide an exclusive setting.



Version: high-gloss brown-black lacquer, high-gloss white lacquer, walnut Coffee table: CT 90

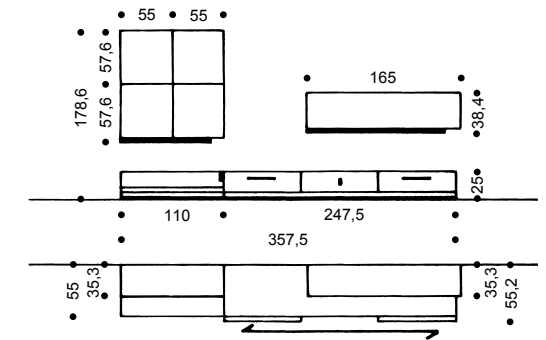


- 1 The recessed drawer, optionally available in walnut or high-gloss lacquer, can be fitted with different accessories for various purposes.
- 2 The smooth-running sliding doors of the lowboard are a practical space-saving solution.

Pushing forward into new dimensions.

LILAC is an extraordinary design. Revolutionary high-gloss lacquers and adventurous proportions, extravagant visual effects and clean aesthetics give this range a distinctive flair.

Innovative idea – the 1 Raster shallow lowboard with sliding doors and recessed drawer.



Version: high-gloss black lacquer, high-gloss sand lacquer, walnut



There are limits to knowledge. Imagination is infinite.

There is no need to know the exact number of elaborate work processes that are required to produce the immaculate LILAC high-gloss surfaces. However, you will certainly sur- render to the magic of their colours and depth of reflection leaving you plenty of scope for your individual design ideas.

1

Version: high-gloss saffron lacquer



- 1 The 6 Raster single units with plinth are storage miracles, available in 55 cm width, optionally with 1 flap and 3 drawers – as shown here – or with one, visually divided, door. The latter version is also available in 110 cm width with 2 doors.
- 2 The glass cabinets are 206.6 cm high, 45.8 cm deep and 55 or 110 cm wide. The middle compartment behind glass can be finished in walnut or high-gloss lacquer.

2

Version: high-gloss brown-black lacquer, walnut

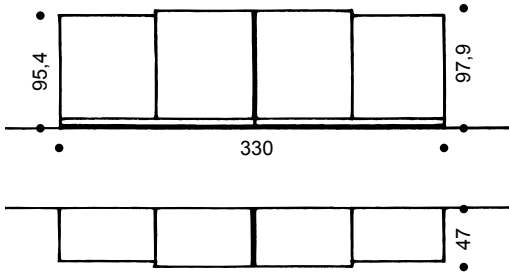


High level television.

The quality of television programmes is sometimes debatable. LILAC's quality and design as well as the outstanding

functionality of the TV sideboard with TV compartment large enough for modern screens are certainly beyond debate.

Version: high-gloss white lacquer, walnut **Shelf:** MEGA-DESIGN, white lacquer

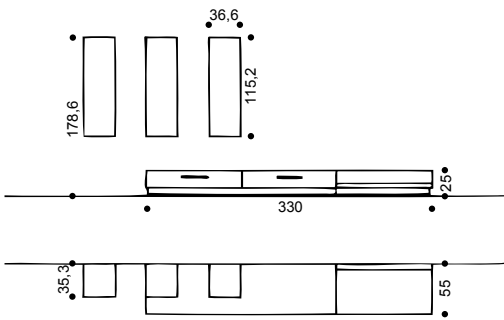


- 1 Four angular sliding doors fitted with the new hülsta SoftGlide effortlessly open up the 330 cm wide functional sideboard.
- 2 Behind the central synchronous angular sliding doors there is an electrically operated telescopic pole for flat screens up to 600 x 200 in compliance with VESA norm.
- 3 Via a remote control, the pole can be moved upwards by 65 cm. In the case that the doors are not completely opened, this function is electronically disabled.
- 4 The angular sliding doors on either side can be opened individually. Intelligent cable management ensures that any unsightly equipment remains unseen.

Right at the top.

Everything is different with LILAC. It quite honestly exceeds your expectations and it even seems to defy gravity. Cabinets hang on the wall that you would normally place on the ground and you won't find even larger units

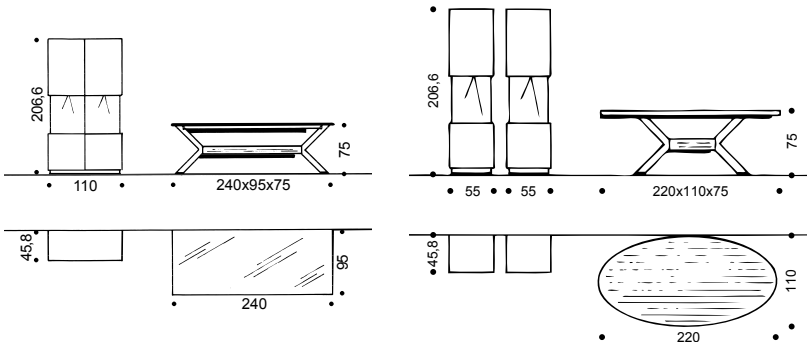
below them, only a minimal arrangement. If you have always been different from the rest, now you can also do things differently.



Everything is aglow!

High-gloss surfaces and glass provide you with an enhanced atmosphere in the room that is always changing as a result of the gentle reflections and the constant interplay of light and shade. Even with just 2 LILAC cabinets

and the dining table with the oval or rectangular surface of rear-lacquered glass that also reflects everything it captures, your dining room will soon be radiating an incomparable and fascinating glow, too.




Version: high-gloss white lacquer Table: ET 1100 Chairs: D 13



Touching allowed.

As a result of elaborate craftsmanship, LILAC surfaces are incredibly brilliant and beautiful. hülsta **EverGloss** makes

high-gloss lacquer highly durable and perfectly practical for everyday use.



- 1 The new favourite piece of furniture for your home: 4 Raster LILAC single unit with 6 high-gloss sand lacquered drawers.
- 2 Highly practical and strikingly stylish: the high-gloss saffron lacquered 4 Raster sideboard.
- 3 Perfect partners: high-gloss accent colour lacquered 6 Raster single units with plinth.
- 4 The drawers, which are slightly set back between the high-gloss sliding doors are available in high-gloss lacquer or walnut.
- 5 The 6 Raster single unit is available in 55 cm or 110 cm widths and comes with a flap plus 3 drawers at the bottom or with one, visually divided, door.
- 6 Opening the flap turns the unit into a little bureau. A strong bracket ensures the necessary stability. A stunning combination of functionality and style: finished in high-gloss on the outside and walnut on the inside.



Impressive. Wall mosaic with 2 Raster angular shelves in walnut and high-gloss lacquered finishes.



Conspicuous. These cabinets truly catch the eye – as units of furniture and as a stage for those special exhibits.



Concealed. The walnut drawer unites both visible beauty and invisible uses.




Show your colours. A brilliant idea when using LILAC and perfect for adding striking accents.


A dialogue between wood and colour.

Distinctive dark core walnut and light brown ash plus matt brown-black lacquer, white lacquer and glass – SIMIA provides a wide choice of stunning combinations. You are the one who decides what particular role the different types of


wood are going to play in your living room: just a special touch or a dominant front surface.




Core walnut



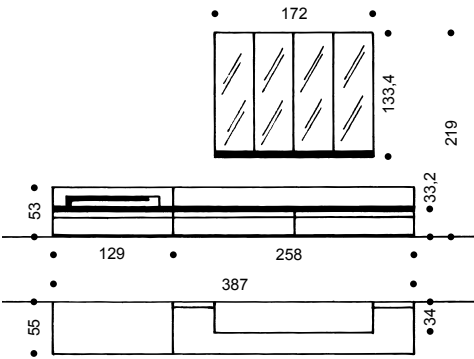
Light brown ash



White lacquer



Brown-black lacquer



Version: brown-black lacquer, white lacquer, core walnut Coffee table: CT 140 Chairs: D 5



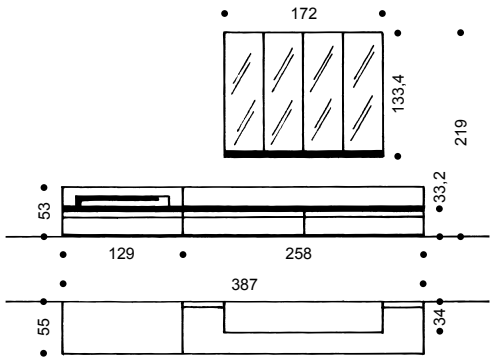
SIMIA

The black magic of light.

Living with extraordinary light effects follows a modern trend, which SIMIA meets in an unmistakable way. The secret is called BlackMagic glass. Unlit, it is a mysterious

high-gloss black surface – when lit, it becomes transparent, showing the objects inside to great effect.

Version: brown-black lacquer, core walnut

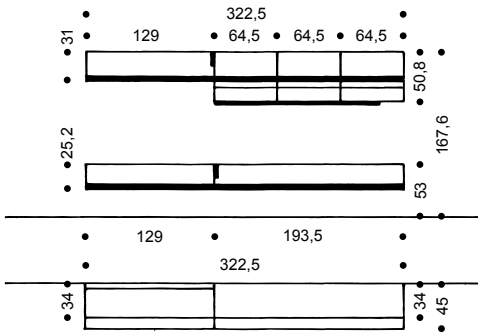


Version: white lacquer, brown-black lacquer, core walnut Table: ET 600 Chairs: D 5



Functional design – perfectly practical.

Down to the last detail – SIMIA provides a successful combination of perfect functionality and stylish design. Take a closer look at the handles of the wall units. The sloping front under the handles makes them easier to use and at the same time achieves a shadow effect, which emphasises the horizontal.



Version: white lacquer, brown-black lacquer, light brown ash Bedroom suite: CUTARO



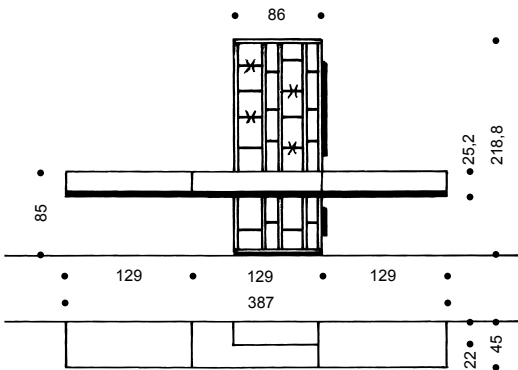


Version: white lacquer, light brown ash

Superior design for practical units.

SIMIA leaves plenty of scope to find stylish solutions capable of delivering all the practicality that a modern living room demands. Interpret the theme of storage space in a complete-

ly new way – with an open, 22 cm deep bookshelf which is spectacularly intersected by some wall units.



Version: white lacquer, light brown ash



BlackMagic magnetises all glances.

The full fascination of light and dark and seeing and assuming is revealed by the interplay of light together with the BlackMagic glass of SIMIA. Unlit, the glass appears to be

opaque, black and highly glossy. When lit, the glass becomes transparent, revealing what is concealed inside the units.

1-4 You can fully appreciate the visual fascination of BlackMagic glass, when the units are fitted with interior LED lighting, which can be operated by light scene control. Using the manual transmitter, up to 8 preset light scenes can be called up, each illuminating some of the modules whilst leaving others in the dark. This creates some really attractive lighting effects.

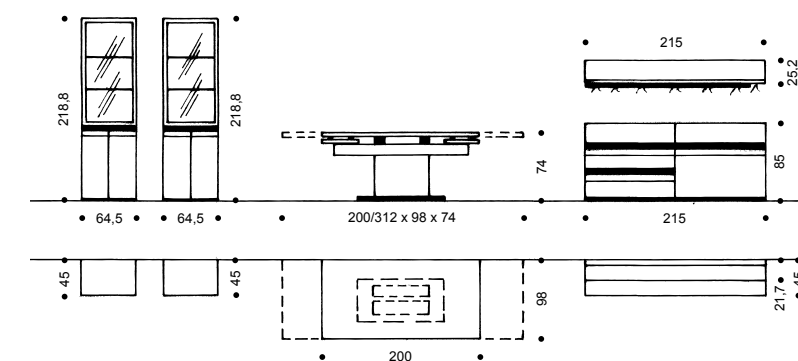
These effects are particularly noticeable when all the units show the same light scenarios simultaneously. Fitted wooden shelves in the units make sure that modules, which are not lit up really do stay dark. You can alternate between very bright and very dark in each of the light scenes just as you wish until the result exactly meets your expectations. Try it out!



At the centre of attention.

The clean and simple lines and innovative frame of the ET 600 will give your dining room an attractive focal point. Two striking tops at a distance of 4 cm from each other,

which are available in 9 different finishes and supported by a stainless steel plate, create a calm yet light-hearted atmosphere.



Version: white lacquer, core walnut Table: ET 600 Chairs: D 2

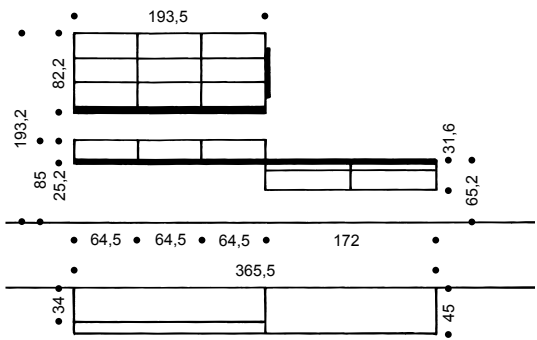


1 Striking yet not too dominant – this is how the core walnut presents itself in its function as a grip handle for drawers or doors on cabinets. In combination with the unobtrusive white lacquered surfaces, the colour and grain of the core walnut add a striking accent.

This is what true master craftsmanship looks like ...

Take your time to look at the perfect grain of this light brown ash front. You will not be able to take your eyes off the beautiful wood, the shape of the grain and the

clear pattern of joints of this meticulously crafted combination of wall units.



- 1-2 The transverse joints which visually divide the front surfaces of the hinged doors on the wall unit create some fine effects. Anyone opening the doors will see that the theme is continued by the fitted wooden shelves inside. A treat for everyone who enjoys fine details.
- 3 White lacquer above light brown ash alternates to light brown ash above white lacquer. The wide wooden surfaces of the units give it a balanced and peaceful look. The arrangement of the carcasses in white lacquer creates a bit of variety without looking overly playful.

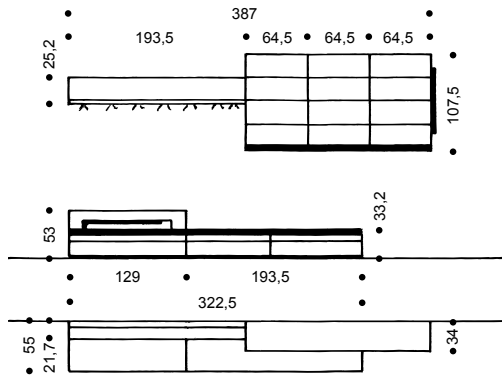
Version: white lacquer, light brown ash Coffee table: CT 110



What Schiller would have said.

The great German poet asked the question of what we should value more: what is naturally beautiful or what is artistically beautiful. With SIMIA there is simply no such

difference: its craftsmanship is the pure art of the carpenter and its natural beauty is highlighted so perfectly by its design that it could easily replace any work of art.



Version: white lacquer, core walnut Coffee table: CT 140





- 1 SIMIA offers you a choice of two versions for the functional TV lower sections: with 2 drawers on top of one another or, as shown here, with 1 drawer and 1 open compartment with flap above. The cables are cleverly concealed.
- 2 The flap with its cut-out section works like a front panel that covers things discreetly without hiding them completely from view. The flap opens easily for access or for removing things.
- 3 The spacious drawer has a split frame to make it particularly sturdy. It can therefore easily hold large CD and DVD collections.
- 4 The open single-piece bookshelf is 218.8 cm high, 86 cm wide and 22 cm deep. The position of the partitions and fitted shelves of stained glass is predetermined. You can choose between light brown ash and core walnut for the rear wall.
- 5 LED rear wall lighting fitted behind the 26 cm wide glass shelves makes the unit even more attractive.



A perfect marriage of functionality and style.

SIMIA combines functionality and attractive design in a surprisingly new way. For example, take a look at the angular shelf with its surface of stained glass and rear wall design

panel. The optional LED lighting not only achieves an attractive lighting effect but also brightens up the practical sideboard.

- 1

The combination of brown-black lacquer and core walnut makes the lighting effects even more impressive. The sideboard with 3 doors, each with 1 fitted wooden shelf, is 85 cm high and 45 cm deep.
- 2

There are drawers for many of the units from the SIMIA range. They are all neatly equipped with the hülsta SoftFlow device and can be fully opened. This makes them extremely user-friendly, right down to the very last corner.

- 3

SIMIA offers many useful accessories for the dining room, such as felt-lined trays, cutlery drawers or boxes with a lid and even insertable cutlery holders.
- 4

Single units with top cover panels are an excellent alternative to a sideboard in the dining room. They come in widths of 129 cm and 172 cm. Four large drawers accommodate everything which needs to be quickly at hand at the table.





SIMIA compact

hülsta 

Substantial. The handle grips of the doors and drawers in SIMIA are manufactured with cross-grained wood, which reflects the high quality and displays a particularly beautiful grain pattern.



Enlightened. There is something mysterious about BlackMagic glass. Unlit, it is opaque and hides what is behind. When lit from behind by LED lighting, it becomes transparent and immerses the exhibits in mysterious light.




Playful. BlackMagic glass stimulates the imagination. The interior lighting with special effects leaves plenty of scope for your creativity. 8 pre-programmed effects can be individually changed with the help of the manual transmitter.



Horizontal. This striking look is to be found in SIMIA in many different versions. This effect is beautifully enhanced by the fronts of the wooden doors. A network of fine joints divides the surfaces intentionally into horizontal segments.



Effective. An artistic reproduction of core walnut or brown core ash decorates the rear wall design panel in lacquer. A shelf, which can be lit along its entire length by LED lighting.



To the point. The receding fronts and the craftsmanlike slat handles of fine wood enchant the onlooker with their modest elegance, a typical feature of SIMIA. Functionality and the subtle light effects are in perfect harmony.









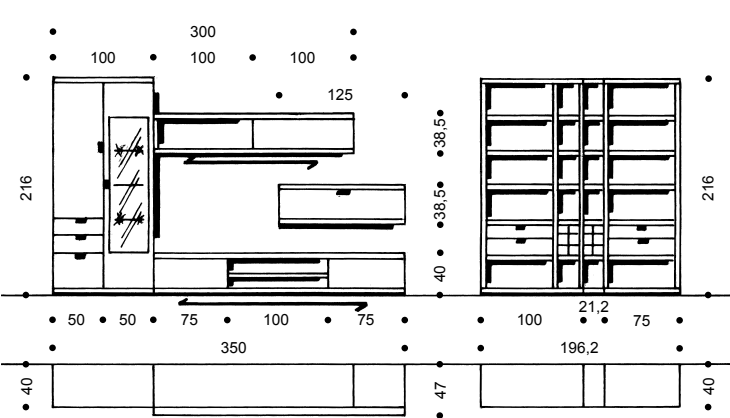
Transparent. The panels of stained glass on the glass doors of SIMIA are compatibly integrated in a titanium-coloured anodised aluminium frame. This glass is in fact transparent without interior lighting, but is even more beautiful when lit.

Innovative and authentic.

TAMETA stands out by its wide choice of design possibilities. It now offers even more: mix different finishes within one unit? No problem! Combine wood, lacquered and glass fronts? Of course! Use white or sand lacquer and white or sand lacquer-

ed glass, plus clear glass cut-out sections for fronts? All of this is possible and looks simply stunning! By the way, TAMETA is now available in two additional wood finishes.

| | | | |
|---|-----------------|---|-----------------------|
|  | White lacquer |  | White lacquered glass |
|  | Sand lacquer |  | Sand lacquered glass |
|  | Light brown ash |  | Black lacquered glass |
|  | Core walnut | | |



Version: core walnut, sand lacquer, sand lacquered glass Coffee table: CT 110



1 The 12 Raster TAMETA units leave plenty of room for creativity: numerous different fronts in many attractive finishes plus interesting carcass surfaces can be combined to suit your design ideas. Tricky decision-making!

TAMETA

“The style is the man himself”.

In the 18th century, the French naturalist Georges Louis Leclerc de Buffon already knew what is now more topical than ever. Living your individual way of life confirms your personal style at any time. Choose TAMETA to underline your own style and enjoy it every day.

Version: core walnut

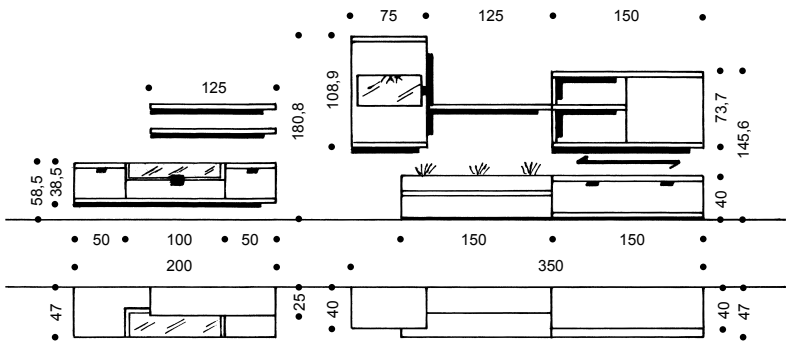


- 1 The 6-Raster unit with four drawers is very versatile. Available in two widths and a wide choice of front versions and carcass finishes.
- 2 TAMETA media boards feature a wooden flap across the entire width (125 cm, 150 cm or 200 cm), featuring easy-opening **Push-to-open** technology.

Avant-garde is uncompromisingly personal.

Now is the time to disregard the usual interior design rules and to develop your personal, favourite style. Follow your instinct and trust TAMETA. The result will be inspirational:

light-hearted designs provided by units and finishes that can be combined to suit your individual requirements.



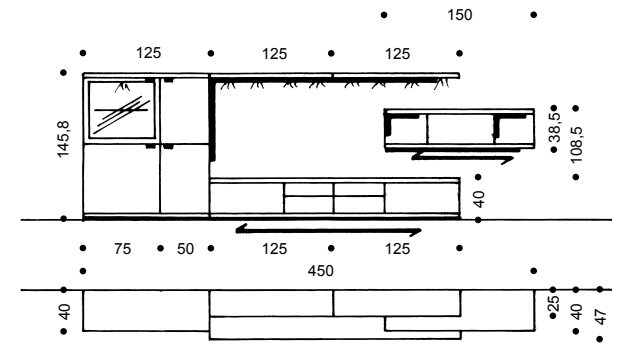
1 Comfortable storage of the 21st Century – two wall-mounted shelves and a 2 Raster suspended lowboard with two flaps, a drawer and an angled clear glass flap, which reveals a lit compartment.



Subtle accents for sophisticated tastes.

Light brown ash belongs to the same botanical family as olive trees, which are characterised by decorative graining and are light in colour, ranging from cream white to light

brown. A perfect match therefore with TAMETA in white lacquer and white lacquered glass. A contemporary sense of style – perfectly implemented.



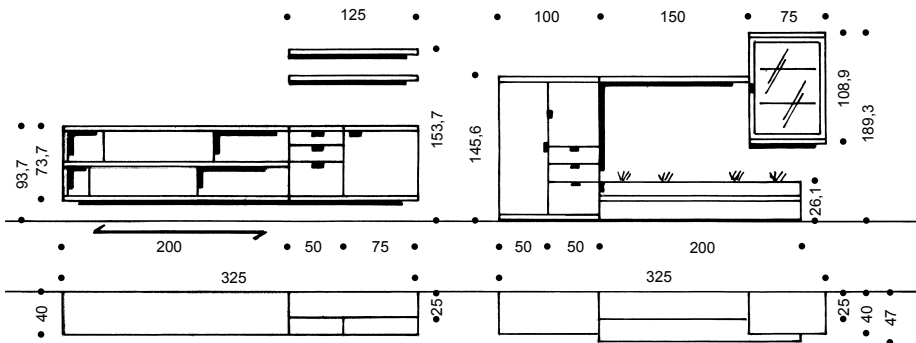
Version: white lacquer, white lacquered glass, light brown ash **Coffee table:** CT 110



This is what good news looks like.

The media board with lit top panel and attractive accessories such as the glass bonnet for the TV, the clear glass front with lacquered edge, the many lighting options, which give

the room an unparalleled atmosphere, plus the elegant look of the light brown ash are only some of the reasons to choose TAMETA.



Version: light brown ash, white lacquer, white lacquered glass



The recipe for contemporary comfort.

Take TAMETA's versatility, light brown ash and white lacquered glass, add a little imagination, fantasy plus a good measure of love of something new. Whether free-

standing or suspended, the 4 or 6 Raster units and bookcases with sliding doors offer such flexible design possibilities that (almost) anything can be achieved.



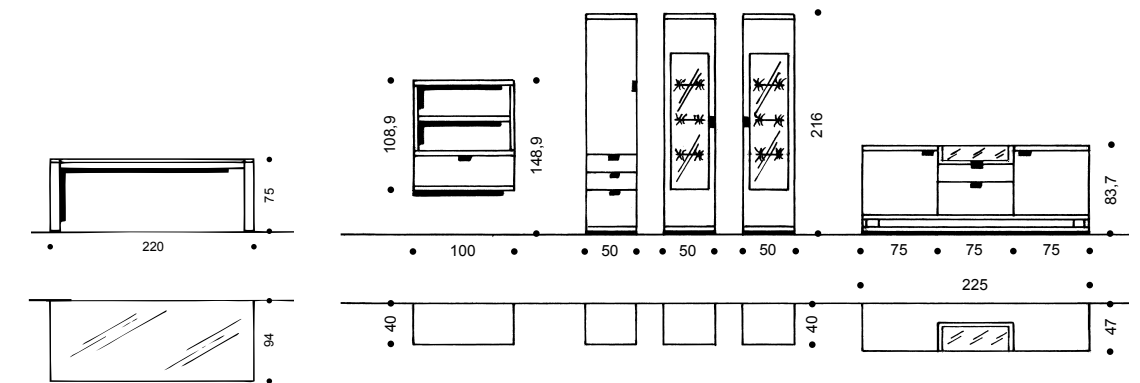
- 1 Four components create a visual unity that seems to be virtually floating. Lighting will enhance this impression: the stunning effect is achieved by concealed LED light fillets underneath the plinth shelves.
- 2 Combination specialist in three widths: 150, 200 and 250 cm. The 2-Raster shelving units with lacquered glass sliding doors can be effortlessly assembled on top of one another and perfectly lit with LED lighting.
- 3 The door of the 6-Raster unit features a clear glass front in an elegant aluminium frame, available with a white, sand or black lacquered edge. The glass shelves are optionally available with glass edge lighting.



Seductive lightness.

Although there is no flying carpet ... you could still create a dining room straight out of a fairytale, if you choose TAMETA. Light-hearted, floating, relaxed yet avant-garde.

TAMETA in white with a core walnut accent perfectly sets the scene for the elegant ensemble of dining table and free-swinging dining chairs.



Version: core walnut, white lacquer, white lacquered glass **Table:** ET 1000 plus **Chairs:** D 18 plus




Worth a second look.

Look again and you will be rewarded with an unusual discovery: the 4 Raster sideboard on a metal frame features an angled clear glass flap, which displays the lit compart-

ment underneath to great effect. A subtle eye-catcher to show-case your elegant china.

Version: white lacquer, white lacquered glass **Table:** ET 1000 plus **Chairs:** D 18 plus



1 The angled clear glass flap above the lit compartment is a stunning design feature, which adds an interesting structure to the 175 cm, 200 cm, 225 cm or 250 cm wide 4 Raster sideboard.

2 Sophisticated technology ensures that the angled clear glass flap opens up completely and securely stays in position, making it easy to place or remove the objects inside.

3 Whether clear glass fronts or lacquered glass fronts in trendy colours – the 12 Raster TAMETA units create a comfortable atmosphere in your home. Fascinating lighting effects provided by energy-efficient LED solutions beautifully underline this effect.






Magical light. Invisible technology.

You could obviously use a standard switch to turn the light on. However, what's wrong with a smooth movement of the hand to mysteriously switch on the light. hülsta MagicTronic

has been developed for everybody who loves extraordinary solutions. An invisibly integrated sensor provides the switch functionality.



1 The sensor, which reacts by switching the entire lighting on and off, is invisible from the outside. It is positioned within the carcass to suit individual requirements.

2 The 1.5 to 2.4 Watt LED light fillet turns wooden shelf or cover surfaces into bright and energy-efficient light sources. Invisibly integrated below the front edge, it remains concealed from most angles.

3 Should you wish to add a wooden shelf to your living room combination, treat yourself to the invisibly integrated LED lighting, which provides attractive lighting effects and is kind to the eyes when watching TV.

4 Glass edge lighting creates an elegant effect in units with clear glass fronts. LED light fillets with aluminium profiles are fitted behind the glass shelves.

5 3 Watt, incredible performance: the economical Power-LED fitted spotlights are available for use inside units (shown here) as well as for cover shelves and open compartments.



1-6 The media panel with lighting from the side and from above makes the TV worth looking at, even when it is switched off. The flat screen bracket can be fitted to the panel or to the wall, offering different adjustment options. The screen can be 3-dimensionally adjusted, providing a perfect viewing angle from anywhere in the room.



- 1** The 26.1 cm high and 47.0 cm deep media board with wooden flap is available in 125 cm, 150 cm and 200 cm widths. Centre partitions divide the interior space into 2 or 3 compartments, each with a central cable inlet.
- 2** The media board is also available with an attractive glass bonnet, which adds 14.2 cm in height and – thanks to the 1 cm thick glass – can carry loads of up to 50 kg.
- 3** If you prefer to fit your flat screen to the wall, choose the media board version with topside panel plus lighting, which is available with optional remote control. Available in white lacquer, sand lacquer, light brown ash or core walnut.
- 4** The 2 Raster lowboard with lacquered glass sliding doors and 2 x 2 drawers is a perfect alternative for everybody, who wants additional storage space below the flat screen and prefers a predominantly low, horizontal design.
- 5** A perfect solution for the cable management behind your electronic devices. The cable inlets for media boards without topside panel can be positioned to suit your individual requirements. As a standard, they are located centrally behind each compartment.





TAMETA compact

hülsta 

Tidy. All of your media electronics can be perfectly organised and easily operated. Cables disappear through the rear wall. Special pull-out devices provide plenty of storage space for films and music.



Easily accessible. The glass lacquered sliding doors and push-to-open drawers of the 2 Raster lowboard not only make the spacious storage easily accessible but also offer a calm, tidy look.



Angled. The upwards-opening angled clear glass flap is a pure avant-garde design. A concealed LED light fillet perfectly sets the scene for the compartment underneath.

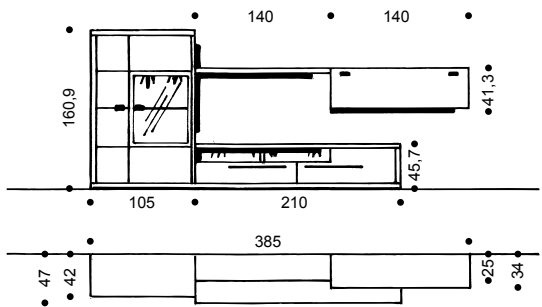


Beautifully lit. Whether clear glass fronts or lacquered glass fronts in trendy colours – the 12 Raster TAMETA units create a comfortable atmosphere in your home. Fascinating lighting effects provided by energy-efficient LED solutions beautifully underline this effect.

Applied topography.

Science has established that we perceive landscapes as particularly pleasing, if they have beautifully structured surfaces. Inspired by nature, this principle will also

create an especially homely atmosphere in your home. Combine smooth and relief-planed surfaces to suit your individual style.



| | | | | | |
|---|-----------------------------|---|--------------------------------|---|----------------------|
|  | White lacquer |  | Structured beech |  | Walnut |
|  | White lacquer relief-planed |  | Structured beech relief-planed |  | Walnut relief-planed |

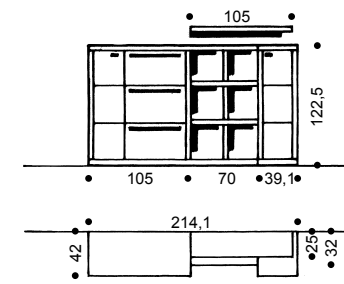
Version: white lacquer, walnut Coffee table: CT 130



Unusual symmetries.

When you plan your living space with MENTO you will certainly be delighted with the unusual visual impact that you can achieve with this range. Open units and recessed

surfaces in the lower sections, with either just smooth or smooth in combination with relief-planned surfaces, create a unique visual impact.



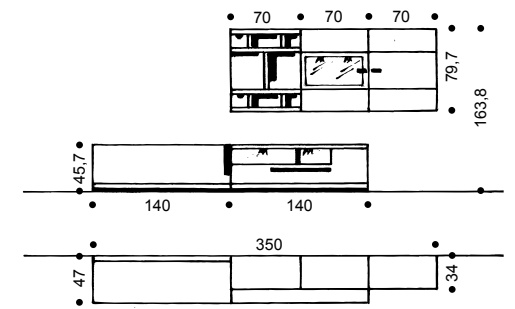
- 1 Stunning contrasts: walnut and white lacquer, open and closed units. Smooth surfaces beautifully highlight the graining.
- 2 The 2 Raster lower section features one drawer with a divided frame and a metal support in the open compartment in order to take heavier weights on the cover surface.
- 3 The striking cut-out section of the 2 Raster lower sections is optionally available on the left (as shown here) or on the right.
- 4 If you prefer strict symmetries, then MENTO is also available with the open compartment in the centre.



Home of modern art.

MENTO invites you try something new, to give a different edge to your style, not in a gallery but within the four walls of your home. For instance, with an ensemble of a 2 Raster

panel console plus lower section with a composition of open and closed 4 Raster suspended units positioned anywhere above.



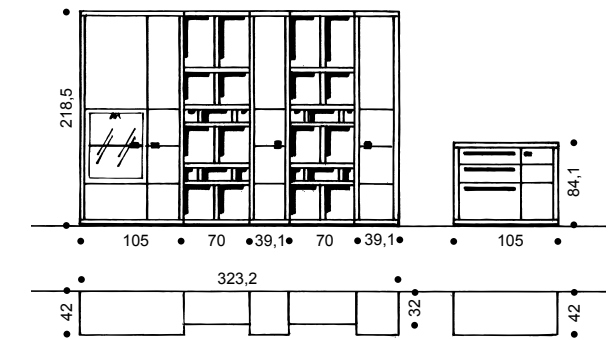
Version: structured beech, white lacquer Coffee table: CT 130





Simply stylish.

As to whether good taste can be acquired is a matter of opinion. It is certainly instantly visible. A living room combination with 11 Raster single units featuring wooden doors

and wooden/glass doors plus open units will reflect style, elegance, high quality and create a light and airy feel. With MENTO.





1 The box drawer with dovetail joints can be fitted into open single units.

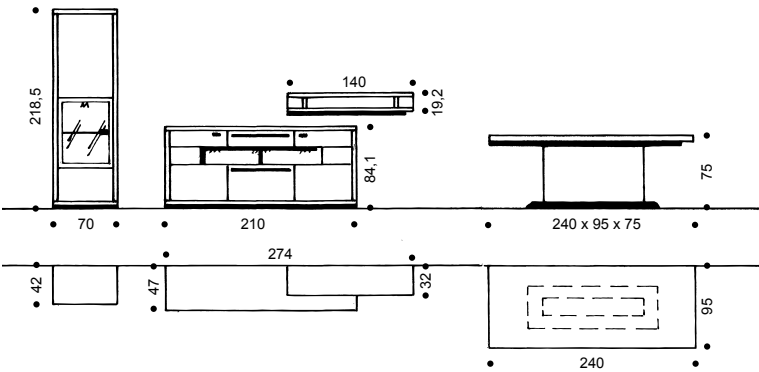
2 The white lacquer box drawers add a striking accent to the walnut or structured beech open units.

3 White lacquered surfaces or glass doors with aluminium frames beautifully enhance the relief-planed MENTO fronts.

Visionary ideas.

MENTO is an expert at setting the scene. The combination of smooth and relief-planed surfaces on the single units is clearly an eye-catcher. The ET 1500 dining table, which is

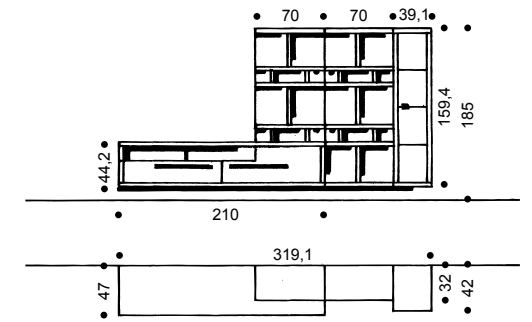
available in MENTO finishes, will certainly whet the appetite for a matching dining room.



Subtle differences.

If you love MENTO, consider a combination in white lacquer with a few walnut accents. The subtle play of light and shadow in the open compartments and on the wooden front

of the 8 Raster single unit, which features both smooth and relief-planed surfaces, shows that all whites are not the same.



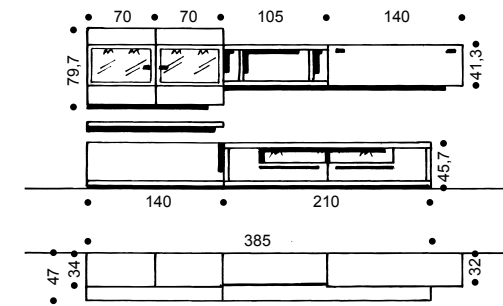
Version: walnut, white lacquer



Creative openness.

MENTO turns the wall of your living room into a blank canvas for your interior design ideas. The wide choice of units, which can be freely positioned, leaves plenty of room for individual creativity. Panel consoles and lower

sections placed on the floor, open suspended units above with wooden/glass doors or wooden flaps can be fitted according to your design ideas, as shown here or as a mirror image.



Version: structured beech, white lacquer






MENTO compact

hülsta 

Depth effect. The elegant relief-planed surfaces provide an interesting contrast to smooth wooden surfaces and glass doors. Suitably directed lighting can reinforce this effect.



Cut out. The cut out sections in the fronts are a distinctive MENTO design feature. They can be central or asymmetrical, with the open section on the left or right hand side.



Only at
hülsta!

Intelligent lighting. When looking for or placing something in the open section, more light is required for a short period. The hülsta motion light provides brighter light by detecting movement and readjusts when there is no further movement.



Simplicity. MENTO is characterised by simplicity even when featuring an unusual design. The carcass cleverly holds the ensemble together whilst the interior offers plenty of storage space.

Perfection in walnut.

If you love the skills of the joiner but would still like to have a modern look, then it's easy to decide: XELO in walnut with lots of white and glass. The glossy fronts of white

rear-lacquered glass in particular form a fascinating contrast to the wood with its natural grain.

White lacquer

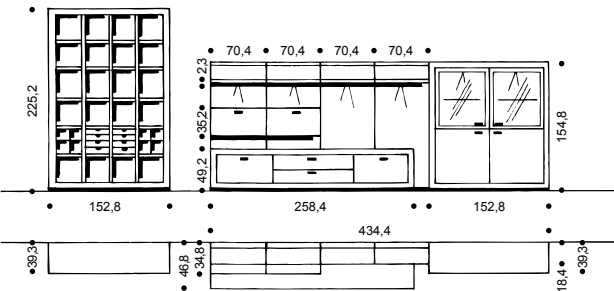
Structured beech

Walnut

Oak mocca

Accent colour
White lacquered glass

Accent colour
Sand lacquered glass



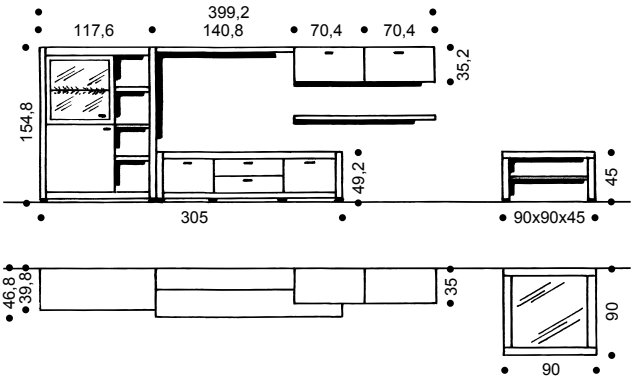
XELO

Version: walnut, white lacquer, white lacquered glass

Distinctive and clear.

XELO is characterised by strong, beautifully crafted carcass frames that not only perfectly highlight the individual units but also provide a stunning visual impact in the entire room.

A choice of 4 finishes as well as lacquered, clear or stained glass fronts offers interesting and stylish combinations.



Version: oak mocca, white lacquer, sand lacquered glass
Coffee table: CT 10

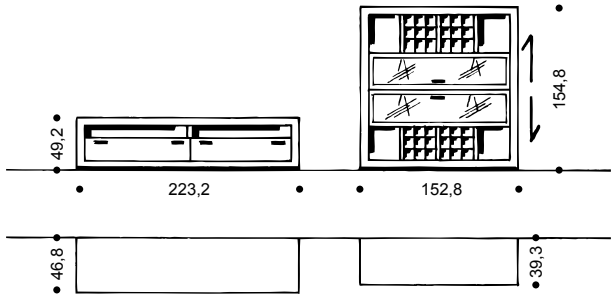


1 XELO – perfect craftsmanship down to the very last detail. If you love precious wood, the meticulously crafted, strong carcass frames of this range will be the perfect choice. Pure hülsta.

A really great organizer.

You won't look for long, you'll find it at once! The low single units are simply ideal for storing all your home media units away tidily. This valuable equipment is kept well out of the way of dust behind the glass flaps and the large drawers also provide plenty of space.

A library, wine rack and cabinet in one: you can do all sorts of things with the high units with open compartments and synchronous sliding doors – shown here in sand rear-lacquered glass – thanks to the comprehensive range of accessories.



Version: white lacquer, sand lacquered glass

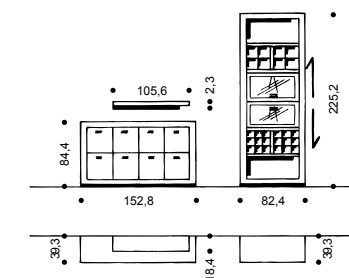


1 There are both CD and DVD fittings for the drawers in 4 widths. The best idea is to order these from the start: then we will deliver the corresponding drawer in a fully pull out version.


Small input, big output.

You can adapt many of the XELO units to your individual needs by putting in some of the various fittings like the cross-shaped CD holders or the wine racks. The colour

combination can be just as individual: walnut carcasses and white lacquer fronts are just one of the many possibilities!



Version: walnut, white lacquer



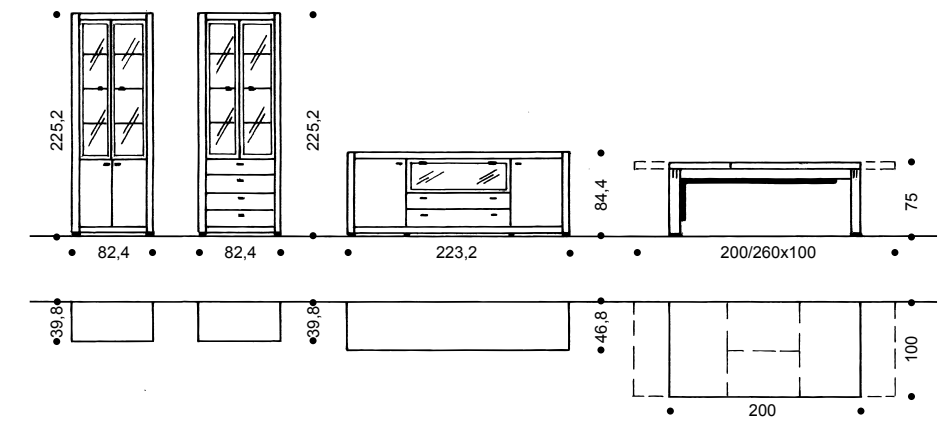
1 Grasp them just once and the synchronous sliding doors move towards or away from each other simultaneously. And you have a choice of wood, clear glass/stained glass and white or sand rear-lacquered glass.

2 The high level of craftsmanship of XELO is quite obvious, not only in the intricate interlocking joints on the wooden carcass frames. These are qualities that you can be proud of.

New classics.

A sideboard is a perfect addition to any dining table, keeping everything to hand whilst offering ample storage space. The sideboard featuring 2 doors, 2 drawers and 1 glass flap

perfectly matches the 12 Raster single units with glass doors. Choose between clear and stained glass.



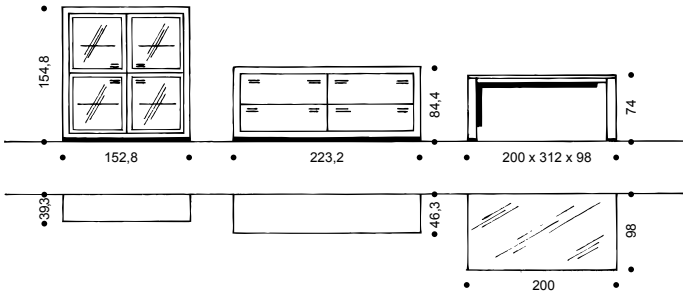
Version: structured beech, white lacquer, white lacquered glass Dining table: ET 300 Chairs: D 4



An understatement? Not here and not now.

You love a bright environment? Then conjure it up once and for all in your own dining room with XELO so that you can enjoy it every day. What could be more elegant than

the sideboard whose gleaming white front is highlighted even more by the walnut frame?



Version: walnut, white lacquered glass, white lacquer Table: ET 1000 plus Chairs: D 13

Pure joy.

The light sand finish is a perfect partner for many wood finishes. It works particularly well with white lacquer. It is therefore not surprising that sand is one of the favourite

colours for interior design. XELO is available with sand lacquered glass surfaces that are used as door fronts or cover surfaces.



Version: white lacquer, sand lacquered glass

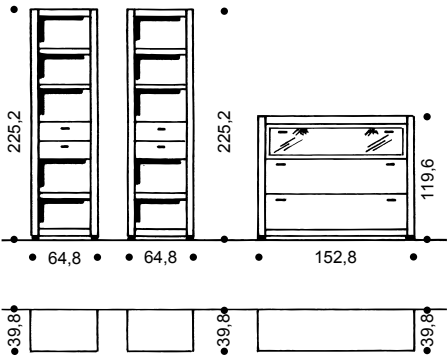


1 XELO offers carcase units in 5 heights, each in 4 widths. Plenty of versatile interior divisions and fronts in your favourite finish allow you to create unique single units for your home.

2 1 glass flap – optionally available with stained or clear glass, 2 drawers and 4 widths ranging from 64.8 cm to 152.8 cm. Power-LED fitted spotlights perfectly set the scene within the glass compartment.



3 This is worth a closer look: the aluminium frames on glass fronts are anodised in a nickel-colour in order to create a well-balanced effect. The handles feature the same finish.






**XELO
compact**

hülsta 

Top class workmanship. The wooden carcass frames have intricate interlocking joints in the best traditions of carpentry. A modern look and proven craftsmanlike techniques are also allied perfectly.



Efficient. The synchronous vertical sliding doors in a fine aluminium frame are most efficient. They only need one push and the two glass doors move simultaneously.



Diligent. The box drawers with their interlocking joints also demonstrate diligent workmanship. They are available for the TV benches, sideboards and side-panel combinations.









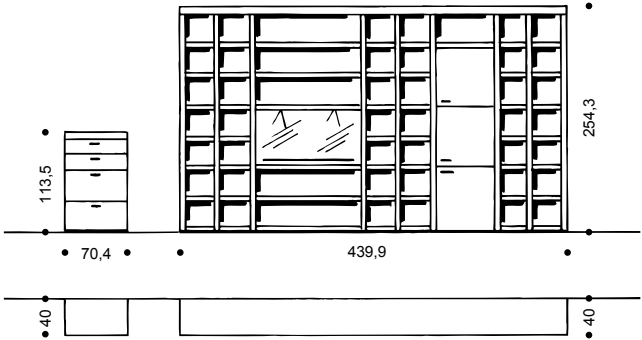
Discreet. The white lacquered carcass in combination with the sand lacquered glass fronts on the drawers and a stained glass flap covering the lit compartment provides a beautifully balanced visual impact.

Version: white lacquer, high-gloss black lacquer Desk: hülsta-HOMEOFFICE



1 Do you prefer discreet elegance? Then the vertical tinted glass sliding door that seems to weightlessly slide up and down will be the perfect choice.

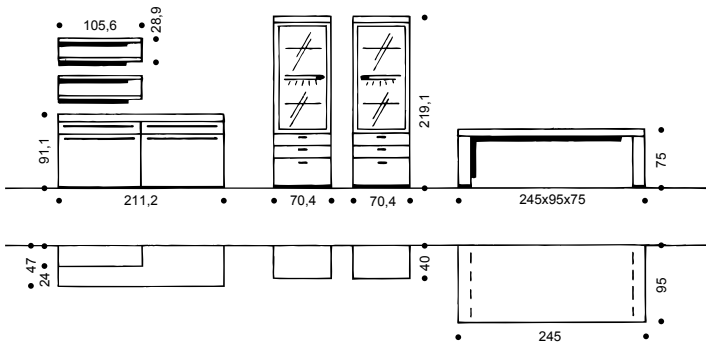
| | | | |
|---|--------------------------|---|--------------------------|
|  | White lacquer |  | Natural oak |
|  | Oak anthracite |  | Cherry wood gold |
|  | High-gloss white lacquer |  | High-gloss black lacquer |



Diamonds are forever. So is EverGloss.

Fall in love with the exquisite brilliance and the incredibly depth effect of the ENCADO II high-gloss lacquer surfaces. You will not regret it. The newly developed hülsta EverGloss

makes the high-gloss surfaces resistant and easy to maintain and are therefore perfect for everyday life.



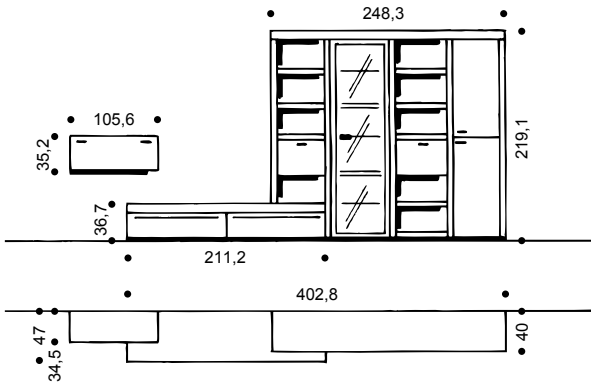
- 1 When closed, the sliding doors are flush with the carcass. The wooden sliding doors of the sideboard are 4 Raster high, the sideboard is available in 211.2 or 246.4 cm width.
- 2 The large sliding doors can be opened easily. Their space-saving sliding mechanism allows easy access to the sideboard.

Version: oak anthracite, white lacquer, high-gloss white lacquer, high-gloss black lacquer Table: ET 1200 Chairs: D 18 plus

Feel new every day.

The environment in which we live has a big influence on how we feel. Light, spacious rooms, beautifully furnished and with eye-catching accents create an exclusive

atmosphere that you will simply love. hülsta materials and quality make sure that you will be able to enjoy it for years to come.



1 The work surface with depth transition, shown here in oak anthracite as a TV-bench, can be cut down to suit individual requirements without extra charge.

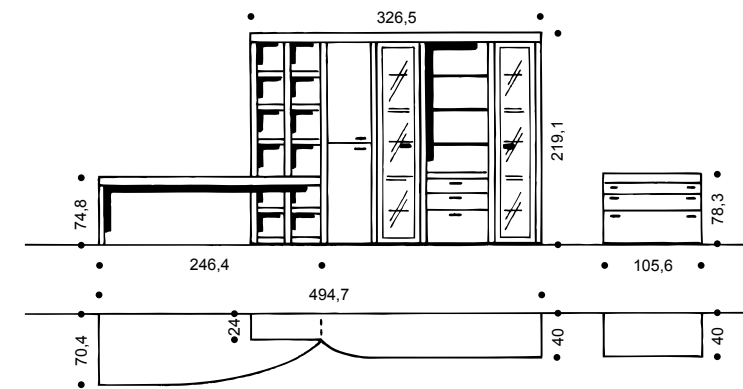


Version: oak anthracite, white lacquer

Every square inch is unique.

If you appreciate the beauty of nature, you will love the ENCADO II finish natural oak. The graining is as vibrant as

the tree the material comes from. Meticulous craftsmanship and immaculate finishing beautifully highlight this vibrancy.



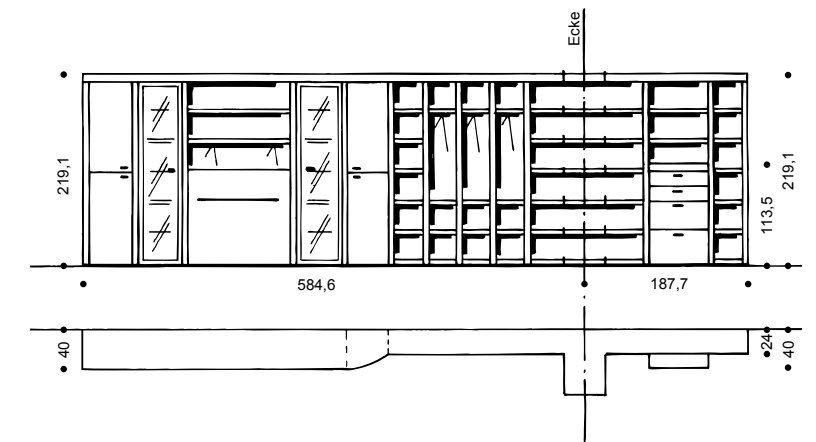
Version: natural oak, white lacquer, high-gloss white lacquer Chair: D 18 plus Coffee table: CT 110



Naturalness is nice. Nature is irresistible.

Could anything be as unique? Yes – even on a large scale, if you choose ENCADO II in natural oak! European common or sessile oak is used to carefully and elaborately produce a

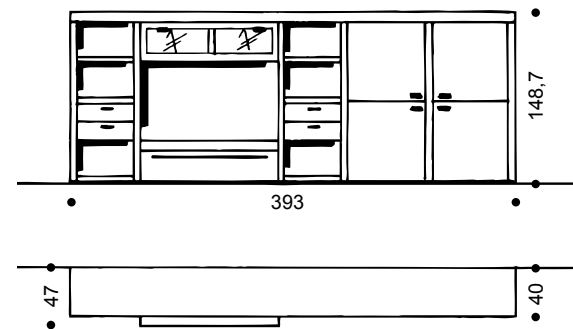
precious veneer with this unique appearance. Simply pure nature.



- 1 The 6 Raster high single unit also effortlessly fits into a side panel combination. Available in three widths from 52.8 to 105.6 cm with four drawers in each.
- 2 The large vertical high-gloss sliding door makes a dramatic impact in combination with natural oak. hülsta EverGloss ensures that the brilliant gloss will last forever.
- 3 Despite its dimensions (102.8 cm x 123.2 cm), the mono sliding door moves silently between the side panels. The large size allows even big screens to be concealed.

Variations on a theme.

ENCADO II is versatile, rich in shapes and uncompromising down to the last detail. There is a wide choice of solutions to display your TV: an open bench, a base between side panels with wooden or glass flap or a drawer with a wood or lacquered front in six finishes. 123.2 cm widths offer ample space even for large TVs.

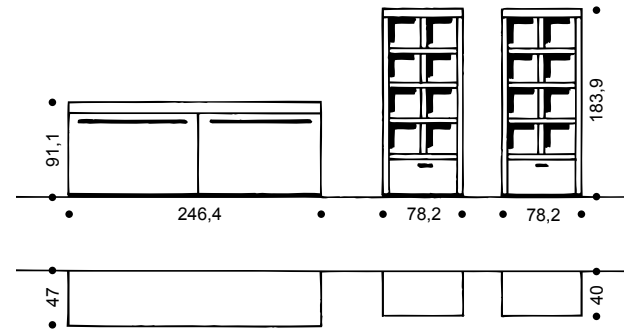


Version: cherry wood gold




Brilliantly practical.

Due to hülsta EverGloss, the perfect shine, the brilliance and the incredible depth effect of the new high-gloss lacquered surfaces are almost indestructible. A perfect design idea: combine warm cherry wood with mysterious high-gloss black on the sideboard and lacquered glass top of the coffee table CT 110.

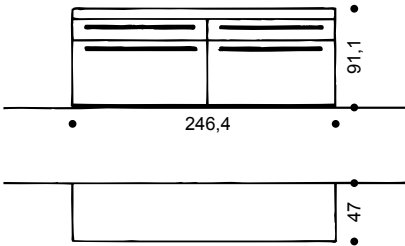


Version: cherry wood gold, high-gloss black lacquer Coffee table: CT 110



The exterior reflects inner values.

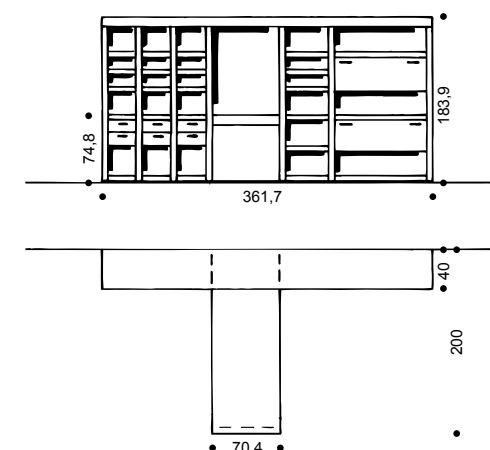
ENCADO II matches stylishness with high functionality. The flush front sliding doors feature a perfectly designed, space-saving opening mechanism.





- 1 The 4 Raster high sideboard is available in 211.2 cm and 246.4 cm widths. Inside, the centre panel supports one shelf each.
- 2 The same-height sideboard is also available with 2 drawers and 2 sliding doors. There is a wide choice of accessories for the drawers.
- 3 Two equal table tops make the coffee table CT 110 very practical. Also available with stepless height adjustment from 40 cm to 55 cm.



Version: oak anthracite, high-gloss white lacquer Chairs: D 13



- 1 The 6.4 cm thick work surface as a room divider between side panels creates ample room to work or eat. It can be supplied up to a length of 246.4 cm, individual depth reductions will be carried out free of charge according to your requirements.
- 2 If you have a soft spot for beautiful curves, you should have a closer look at the ENCADO II work surface with depth transitions. Available in widths from 123.2 cm to 246.6 cm, it can be supplied to your specific requirements without additional charge.
- 3 For everything you prefer to store in drawers, ENCADO II offers 2 Raster high drawer units that can be fitted between side panels. Depending on height, they are available in up to four widths and all of the range finishes.
- 4 Large flap – ample storage! You might decide on this because of the beautiful design or simply because you can hide a lot behind it. Available in four widths from 52.8 to 123.2 cm.





ENCADO II compact

hülsta 

Clever. The 6.4 cm thick cover surface creates a clever contrast to the open looking compartment. The large glass flap provides a perfect display area for valuable pieces. Spot on for a true eye catcher.



A brilliant idea. hülsta **EverGloss** ensures a perfect finish of the high-gloss surfaces for a whole furniture-life. Visually brilliant, highly resistant and easy to maintain. Perfect!



Effortless. The large sliding doors of the sideboard run easily and effortlessly. Space-saving when opened and flush with the carcass when closed.









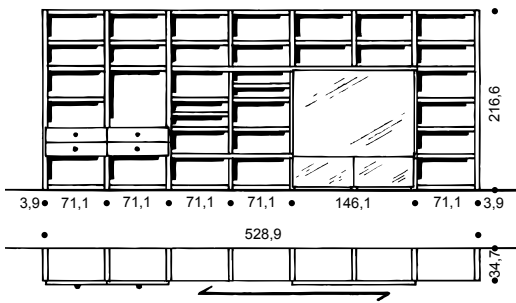
With fascinating versatility. ENCADO II offers everything you could wish for in a contemporary system range: a wide choice of single and functional units plus a side panel system with endless design possibilities.

Serenely elegant.

The colour “sand” creates an incredible visual impact. In combination with robust walnut, it provides a discreetly elegant design. The invisible soft-closing mechanism en-

sures that the sliding doors run effortlessly and brake smoothly.

| | | | | | |
|---|------------------|---|-----------|---|-----------------------|
|  | White lacquer |  | Oak mocca |  | White lacquered glass |
|  | Sand lacquer |  | Walnut |  | Sand lacquered glass |
|  | Structured beech | | |  | Black lacquered glass |



Version: sand lacquer, sand lacquered glass, walnut



MEGA-DESIGN

Out of the ordinary.

You may have never seen such a vibrantly grained and exciting beech finish. Modern structured beech is amazingly attractive whilst retaining its distinctively natural character.

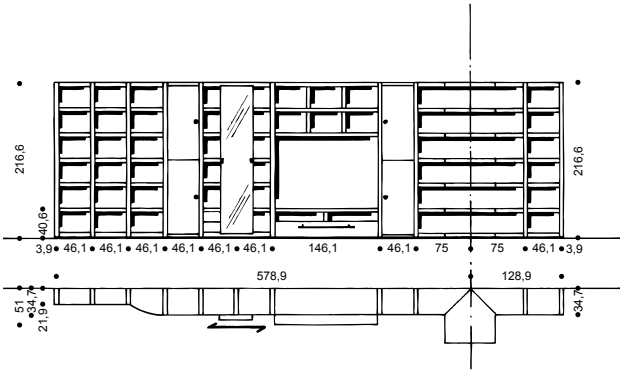
In combination with black lacquered glass, it makes a statement of clean elegance.

hülsta
ADDED VALUE

All height, width and depth reductions are free of charge!

REDUCTIONS FREE OF CHARGE

* valid for all special productions within our system ranges MEGA-DESIGN and SPECTRUM of the current hülsta price list.



Width reductions of shelves carried out free of charge.

Height reductions of side panels carried out free of charge.

Version: structured beech, black lacquered glass

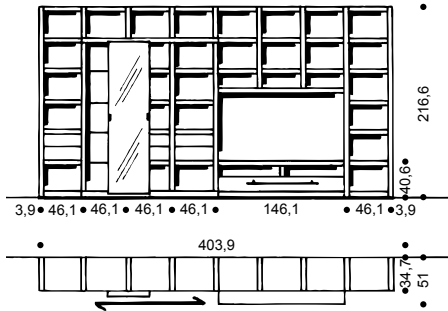

Adaptation is a sign
of true greatness.
MEGA-DESIGN.



Subtle beauty. Practical details.

A simply perfect MEGA-DESIGN combination of white lacquer, sand lacquered glass and walnut. The 146.1 cm

wide, 2 Raster high lower section provides ample space even for larger TV screens.



Version: white lacquer, sand lacquered glass, sand lacquer, walnut

Made by cabinetmakers and inventors.

What doesn't fit simply adapts. And MEGA-DESIGN fits in any room. And that's not the only reason why it fits in many of those small niches: you will not find a better combination

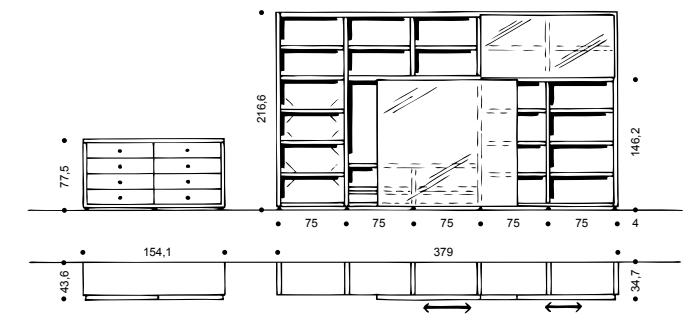
of genuine materials with such an impressive number of patents anywhere else, which is why hülsta furniture is worth more than it costs.

hülsta
ADDED VALUE

All height, width and depth reductions are free of charge!

REDUCTIONS FREE OF CHARGE

* valid for all special productions within our system ranges MEGA-DESIGN and SPECTRUM of the current hülsta price list.



Version: walnut, white lacquered glass



MEGA-DESIGN compact

hülsta 

Clear-cut. Satinized, clear or trendy black, white or sand lacquered glass: MEGA-DESIGN offers many possibilities to use this contemporary finish as a design feature.



Practical yet stylish. MEGA-DESIGN provides a homely look for libraries that use entire walls. The moveable ladder provides easy access to all of your treasures.



Light moments. Clever use of light can create fascinating optical effects. MEGA-DESIGN offers light panels in three widths, which are fitted behind wood or below glass shelves.




As if by magic. Even the large MEGA-DESIGN sliding doors move easily and close softly. Varying door sizes are an attractive design feature.

Endless flexibility.

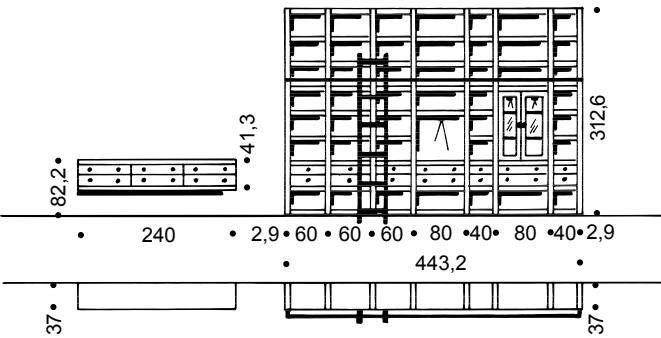
A shelving solution needs to be flexible. With SPECTRUM, you can decide how high it should be, how many compartments it should have and whether and where you would

like to fit drawers or doors. SPECTRUM does credit to its name by being able to fulfil each and every requirement.



Man is our measure of all things!

- White lacquer
- Natural maple
- Beech



Version: beech, white lacquer

PLEASE NOTE:

The SPECTRUM range will be discontinued from 30th April 2012.

SPECTRUM

Uncompromising use of space.

SPECTRUM – the perfect choice when space is at a premium! Offering approx. 3,000 components, optional height, depth and width reductions as well as side and

rear cuts to suit individual requirements, SPECTRUM makes uncompromising use of any available space.

hülsta
ADDED VALUE

All height, width and depth reductions are free of charge!*

REDUCTIONS FREE OF CHARGE

* valid for all special productions within our system ranges MEGA-DESIGN and SPECTRUM of the current hülsta price list.

1 Due to its wide choice of sizes and our made-to-measure service, SPECTRUM provides plenty of storage even in awkward spaces.



Version: white lacquer





SPECTRUM compact

hülsta 

Versatile. The TV/HiFi panel can be fitted where required, put on a plinth shelf or modular unit, or placed between cupboards, shelves/glass cabinets.



Swivel-mounted. Matching the SPECTRUM TV/HiFi panels, the TV swivel-mounted unit is available in 2 depths for flatscreens and deeper TVs. The TV unit can be easily positioned to suit individual requirements.



Pull-out compartment. The 37 cm deep 4 Raster high CD/DVD archive provides ample space for 130 CDs and 36 DVDs, 208 CDs or for 52 CDs and 72 DVDs depending on how they are divided up.



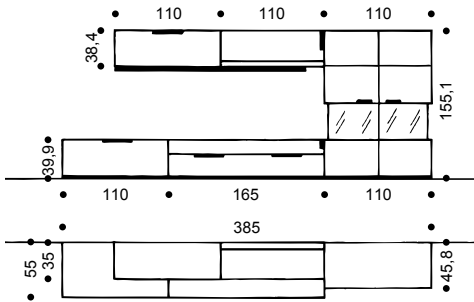
Modular. Simply use any size SPECTRUM modular units with side panels, stack on top of or next to one another. Whether vertical or horizontal, open or closed, free-standing or suspended units – everything fits.

Perfection down to the last detail.

ELEA – a fabulous combination of design and nature. Solid structured beech will bring pure natural beauty into your home. The timelessly clear design will perfectly highlight the

character of the precious wood and make a discreetly elegant style statement.

- Solid structured beech
- Solid natural oak
- Fronts always in solid structured beech relief-planed
- Fronts always in solid natural oak relief-planed



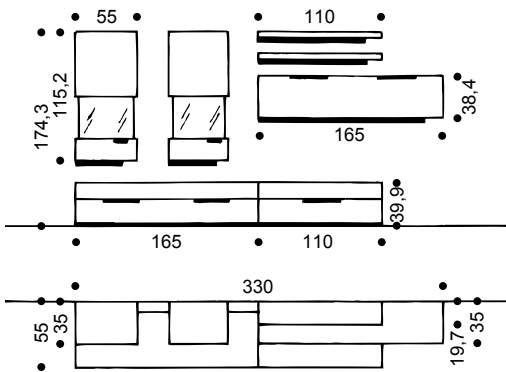
Version: solid structured beech Coffee table: CT 120




Follow your heart.

ELEA is an original and sustainable range made from precious, elegant wood. This flexible range provides stunningly different and individual combinations using amazingly few components. A puristic approach combined with clean

lines and uncluttered simplicity delivers a striking, timeless design. Giving a contemporary edge to classic living, it adds an excitingly unusual visual impact.



Version: solid natural oak Coffee table: CT 120

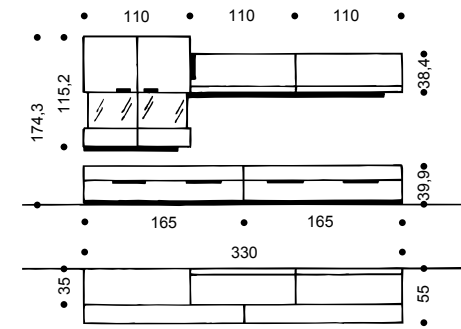


- 1 ELEA features a clear, compact, geometrical design, which is emphasised by relief-planed surfaces. The meticulous cross-shaped joint reflects outstanding craftsmanship.
- 2 The perfectly crafted ELEA designs strikingly highlight the beauty of the wood. Carefully integrated handles make unsightly protrusions unnecessary.

Living rooms.

Structured beech, the beautiful wood used for ELEA, is precious, durable and full of character. During the manufacturing process, we preserve the vital elasticity of the wood, a sign

of its genuineness. In our 5-layer-board, the natural properties of the wood reduce any unwelcome warping of the material whilst maintaining its solid look.



Version: solid structured beech

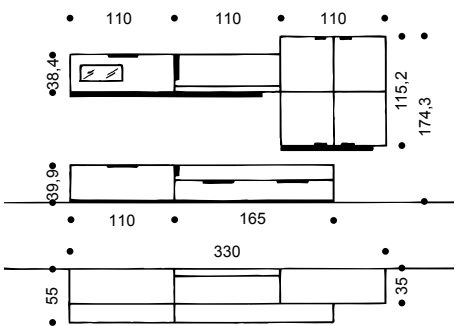


Look out for beech. Not just in a thunderstorm.

Legend has it that a beech tree provides protection in a thunderstorm. As to whether this tree magically does keep lightning away is uncertain. Structured beech, however, will

certainly bring an interesting and comfortable atmosphere to your living room whilst ELEA's strikingly simple design and relief-planed surfaces enhance its natural beauty.

- 1 The 55 cm deep, 2 Raster lower section with upright rear panel and a flap provides ample space for a screen. Available in 55 cm, 110 cm and 165 cm widths, it can easily accommodate even larger TVs.
- 2 The 2 Raster suspended unit with flap is a real eye-catcher; even more so if you choose the lit version of the bronze glass compartment, which can be optionally on the left – as shown here – or on the right of the unit.
- 3 These wall-mounted shelves are available in 55 cm, 110 cm and 165 cm widths and – due to our special invisible brackets – seem to defy gravity.

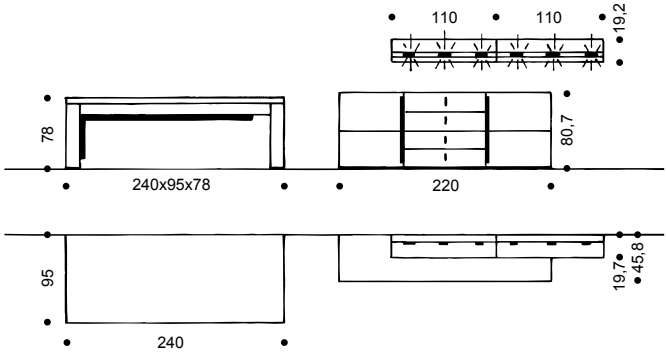


Version: solid structured beech



Pure enjoyment stimulates your mind and tantalises your senses.

A good conversation with friends, a nice bottle of wine, a delicious meal at a beautifully laid table – if you enjoy all of these, then you will want to do it in style. The ELEA sideboard and lit angular shelf will be the perfect choice.



Version: solid natural oak Dining table: ET 1400 Chairs: D 20



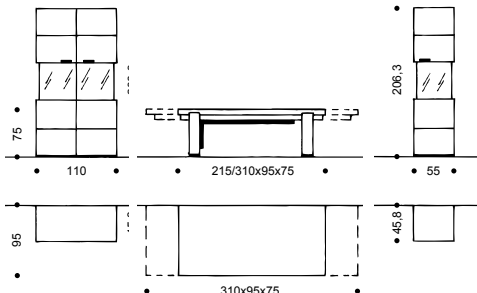
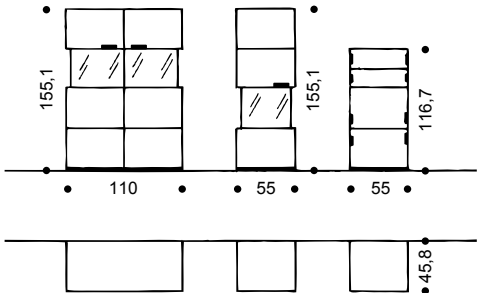
- 1 The 6 Raster ELEA highboard provides perfect solutions for storing all the useful bits and pieces in your dining room, which you would like to have to hand but not necessarily want to see. The stately 204.0 cm width, considerable 119.1 cm height and comfortable 45.8 cm depth provides you with ample storage space.
- 2 The middle section is available in two versions: either with two drawers at the bottom and 1 wooden/glass door with bronzed glass shelf at the top – this lit glass compartment is a real eye catcher – or with 6 recessed drawers that perfectly highlight the beautiful wood.
- 3 Both highboard versions feature a large wooden door on the left and right that are visually – but not functionally – divided in the centre. Behind each of these doors, 2 wooden fitted shelves provide plenty of storage on 3 generous levels.

Individual dimensions of living.

From a physical point of view, each room has three dimensions. ELEA reveals another one – your individual one. It will have a lasting effect on your view of the living environment

and the way it is furnished. ELEA offers a wide choice of units in different heights, widths and front versions as well as bespoke productions to suit your requirements.

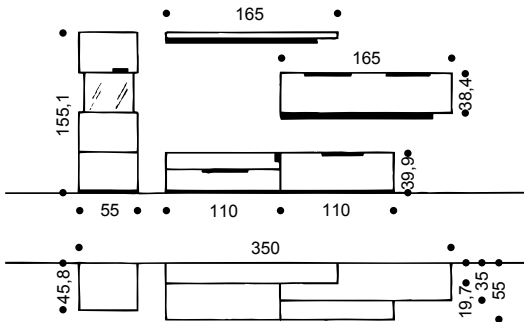
- 1 The 8 Raster high glass cabinets are optionally available with a glass compartment above – as shown here – or below the centre line.
- 2 A lower glass section provides a perfect view of the display when seated.
- 3 The 6 Raster single unit with 4 drawers provides ample storage on little floor space.
- 4 The most precious treasures can be lit to great effect behind bronze glass. The others will have to wait for their grand entrance behind wooden doors.
- 5 A stunning statement even on little floor space: the 11 Raster high ELEA glass cabinet is available with one door in 55 cm width or with two continuous doors in 110 cm width.



If you want to leave your mark, try something new.

Do you still remember the typical living room combinations of the 20th century? They used to be overpowering, dark and obtrusive. We at hülsta have come up with entirely


different ideas. The result: a light, simple, modern range. A puristic approach that will inspire you to choose your individual design. Stylish, natural comfort. ELEA.



Version: solid structured beech



1 Modern TV screens are getting larger and larger. This 2 Raster high lower unit with its upstand offers a clean finish on the wall and provides storage for more equipment behind the large flap. The centre panel in the compartment ensures stability across the entire width.



ELEA compact

hülsta 

Structured. Using a special plane on the wood in the direction of the grain produces a distinctive relief that highlights the grain and is beautiful to both the touch and the eye.



Transparent. Coffee table or display cabinet? The CT 120 is both. The drawer underneath the angled glass top provides space for beautiful objects and displays them to great effect.



Handy. In order not to interrupt the effect of the beautiful wooden fronts, ELEA has no surface-mounted handles. Instead, the upper and lower edges of the fronts feature elaborately integrated handles, which are also a great haptic experience.

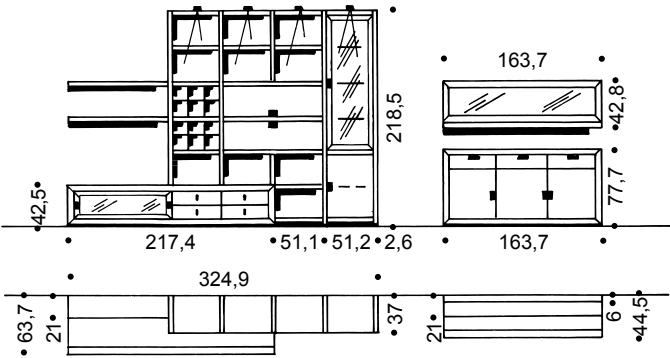



Reasonable. Light effects are not only attractive but also contribute to creating a comfortable atmosphere. ELEA uses LED lights that have an extremely long lifetime, use little electricity and are therefore a beautiful and energysaving solution.

Wood is homely. LILIUM is pure wellness.

Living with wood and its effect on the living environment is simply a matter of personal taste. Convincing combinations

of individual units with side panel systems provide limitless design possibilities with LILIUM.



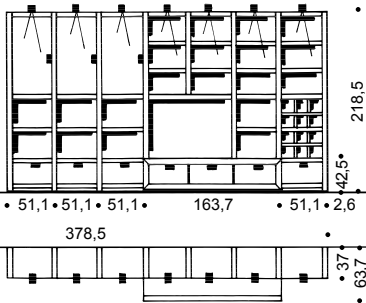
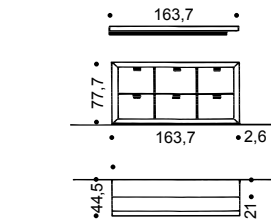
- 1 Suitable as bar compartment or writing desk. The upper flap of the functional compartment opens parallel to the shelving combination. The lower flap can be used for storage or as a writing desk.
- 2 The corners of the fronts and frames are mitred. An eye-catching example of perfect craftsmanship.

Version: solid alder



Once upon a time ...

Every single tree has a story to tell. Our cabinetmakers use all of their knowledge and craftsmanship in order to maintain and bring out their full character. You will experience it every day ...





LILIUM compact

hülsta 

Authentic. Wood is a naturally grown material. This should be visible. At first glance, the handles on the LILIUM drawers are invisible though.



Neat and tidy. Each DVD box holds up to 30 of your favourite films. Drawers can be fully opened and are equipped with automatic pull-in feature hülsta-SoftFlow.



Intelligent. The frame of the glass front cleverly repeats the mitre of the solid wood frame. The framed inner edge highlights this look. Beautiful craftsmanship.



Successful combination. Individual units and system furniture, wood and glass and different depths can be perfectly combined with LILIUM.

The heart of the living room.

A coffee table can be anything, a functional asset in the design of the living room or an extravagant central highlight.

All tables shown however have one thing in common: they are perfect down to the last detail.

COFFEE TABLES



CT 10 Version: cherrywood gold



CT 50 Version: solid alder



CT 10 Version: beech

Square or rectangular: the 45.0 cm high CT 10 is available in 70 x 70, 90 x 90 and 120 x 70 cm. The upper table top is available in wood, sand or white rear-lacquered glass, in clear glass, satinized or stained glass. The lower table top is always made from wood.



CT 50 Version: solid alder

A larger table as the centre of the seating group, an oblong one as a side table? Coffee table CT 50 is available in 70 x 70, 90 x 90 and 120 x 70 cm.

Coffee table or piece of art?

Some objects are so interesting when it comes to their shape, the material used or the way they have been made, that you simply cannot stop looking at them. They would

normally be found in an art gallery – or possibly now in your living room.

A question of style. On several levels.

hülsta coffee tables feature an uncompromisingly clear, puristic and intelligent design. The different levels seem

to float, defying gravity, whilst the beautifully clean and simple lines of the coffee tables are irresistibly attractive.



- 1 A fabulous idea – the revolving drawer of the coffee table offers ample storage behind beautiful structured beech. Also available with a black, brown-black, sand, white or cream lacquered upper glass table top without revolving drawer.
- 2 This coffee table, available with white, black, brown-black, sand or cream rear-lacquered glass top, gives the impression of being a beautiful mirror. The practical walnut revolving drawer cleverly hides bits and pieces that you do not want to see.



- 1 The CT 110 matches your individual requirements. The lower table top can be supplied in white or sand lacquer, natural oak, oak anthracite, light brown ash, cherry wood gold and core walnut; the upper table top is available in black, sand or white lacquered as well as tinted glass.
- 2 Square or rectangular – your choice. In both cases, the pair of table tops are equal in size: 70 x 70 cm, 90 x 90 cm or 120 x 70 cm.
- 3 A flexible alternative: instead of the fixed 35 cm high version, we also offer the CT 110 with step-less height adjustment from 40 to 55 cm height. A manual lever underneath the upper table top allows easy height adjustment.

Invitation for a relaxed get-together.

Cocooning, the retreat to privacy, is a young, upcoming trend. Many people also like the distinctive, steeped in tradition German “Gemütlichkeit” (cosy atmosphere).

hülsta’s coffee tables CT 120 and CT 130 take a fresh approach with an appealing design. Typical hülsta.

- 1 The CT 130 is supported by a cross-shaped frame, which – like the lower table top – is always supplied in white lacquer. The upper table top is available in three finishes. The central wooden feature comes in structured beech or walnut.
- 2 The CT 130 in a rectangular instead of square version in size 120 x 70 cm. The combination of walnut and white lacquer gives it a contemporary look.
- 3 A completely different look using almost the same components. The white lacquered table top beautifully highlights the central wooden feature. The two 70 x 70 cm table tops offer plenty of space.



CT 120 Version: solid natural oak



CT 130



CT 130

- 1 An interesting design feature! The CT 120 is optionally available with a drawer the size of the entire table top. Underneath the bronzed glass, beautiful objects can be displayed to great effect on the veneered drawer shelf.
- 2 Less is more! The CT 120 with its clean and simple lines and the solid wood frame provides a stunning visual impact even without the drawer. Available in 70 x 70 cm or – as a slightly larger version – in 90 x 90 cm square.



CT 120 Version: solid structured beech



CT 130

Version: walnut, white lacquer

A valuable all-rounder for the living room.


A simply unbelievable coffee table concept! The 100 cm square coffee table or the 120 cm by 80 cm rectangular version will be the centrepiece of your living room. The lower surface comes in light brown ash or core walnut,

the top one in white lacquer or brown-black lacquer. The tabletop can be adjusted to any height and even be pushed aside. Underneath, there is a practical compartment, which can even be fitted with interior lighting if required.



CT 140 Version: white lacquer, core walnut

1 The special trick in the CT 140 is the storage compartment under the movable tabletop. It is fully lined with genuine leather inside and can even be lit if required. That is not only a surprising aesthetic effect but also very practical if you're looking for something in the compartment in the dark. The light is battery powered to avoid unsightly cables. The light switches itself on and off automatically.



2-5 The CT 140 is adjustable to any height between 46 cm and 61 cm thanks to the manual trigger switch fitted invisibly under the top shelf. It allows an easy transformation into the required functional unit: an ancillary table or a desktop or even a butler for a long evening spent in front of the TV.

our most beautiful expression
of freedom:
doing what
we love.

Rolf Benz ONDA. freedom the way I like it.





A perfect choice
for sophisticated tastes.

DINING ROOMS (TABLES & CHAIRS)

Complete overview dining room tables

| | |
|---------|--------------|
| 192 | ET 300 |
| 193 | ET 600 |
| 194 | ET 800 |
| 195 | ET 1000 plus |
| 196 | ET 1100 |
| 197 | ET 1200 |
| 198-199 | ET 1400 |
| 200-201 | ET 1500 |

Complete overview dining room chairs

| | |
|-----|------------|
| 202 | D 2 |
| | D 4 |
| | D 4 bench |
| | D 5 |
| | D 7 |
| | D 12 |
| | D 13 |
| | D 16 |
| 203 | D 15 bench |
| | D 17 |
| | D 18 plus |
| | D 19 |
| | D 20 |
| | D 21 |



Order the complete "Dining
rooms" catalogue at www.huelsta.com

Dining room tables and chairs from hülsta.

Art and true craftsmanship make what is difficult look easy. A table top and four legs or just one – it looks simple. However, contemporary hülsta dining tables feature plenty of clever details that make dining enjoyable. Our dining chairs and armchairs are comfortable, beautiful and very inviting.



Table top: genuine wood veneer **Legs:** solid wood with tongue and groove joints
Versions: natural maple, natural oak, oak anthracite, beech, cherrywood gold, structured beech, oak mocca, walnut, core walnut, light brown ash
Table lengths: 140, 160, 180 and 200 cm **Extendable from:** 140-200 cm, 160-220 cm, 180-240 cm and 200-260 cm



The connections of the ET 300 table are integrated flush with the surface on units without an extension or when the extension is not in use. This guarantees a clear and simple form of design.



Distinctive hülsta features such as elaborate dovetail joints on the frame and beautifully finished edges make the ET 300 an outstanding table.



Table top: optional satinized or stained glass, Optiwhite glass, white rear-lacquered/satinized or glossy, black lacquered/glossy glass
Leg versions: optional solid wood, zinc coated and glued, wrought aluminium with solid wood or with column leg (wood veneer/white lacquer), patented extension mechanism
Versions: white lacquer, natural maple, natural oak, oak anthracite, cherrywood gold, core walnut, structured beech, light brown ash, oak mocca
Table lengths: 160, 180 and 200 cm **Extendable from:** 160-272 cm, 180-292 cm and 200-312 cm

Dining room tables and chairs from hülsta.



Table top: solid wood/5-layer solid wood board **Leg versions:** solid wood **Versions:** solid wood: solid alder; 5-layer solid wood board: solid beech, solid natural oak **Table lengths:** 160, 180 and 200 cm **Extendable:** 160-220/280 cm, 180-240/300 cm and 200-260/320 cm



Table top: wood or white or sand lacquered, white lacquered/satinized glass **Frame:** Aluminium **Wood versions:** light brown ash, walnut, core walnut **Table lengths:** 160, 190, 220 cm **Extendable:** 160-220 cm, 190-290 cm, 220-320 cm



ET 800

- 1 Cabinetmakers despise nothing more than desecrating their wood with technical necessities. For the ET 800, designers and craftsmen have therefore developed a ...
- 2 ... technology that discreetly integrates even the end extension leaves into the carcase without a disturbing joint. The table can be up to 320 cm long. Pure beauty.
- 3 The wood finish alone does not ensure hülsta quality. The main aspects are perfectly crafted surfaces and joints. This is where you can see and feel what we are talking about.



4



- 1 Easy to use: the frame is pulled out completely.
- 2 Cleverly stored: one single movement brings the extension leaf, which is stored inside, to table top level.
- 3 Effortlessly unfolded: just one single movement unfolds the extension leaf and positions it correctly.
- 4 Comfortable legroom: even with an extended table, the table legs remain positioned at the corners of the table.

Dining room tables and chairs from hülsta.



Table top: walnut, veneered or rear-lacquered Optiwhite glass, white or black **Legs:** high-gloss chrome **Table lengths:** 200, 240 cm and 220 cm (oval table top 220 cm/round table top Ø 145 cm) **Chairs:** D 13



Table top: wood or white lacquer **Frame:** metal, stainless steel; frame flush with edge of table top **Versions:** white lacquer, walnut, structured beech, oak anthracite **Table lengths:** 185 and 245 cm **Table top sizes:** 2 fixed sizes, 2 table extension sizes (tables extendable by 100 cm) **Chairs:** D 13



Table top: wood or white lacquer **Frame:** metal, stainless steel; frame set back about 10 cm from edge of table top **Versions:** white lacquer, walnut, structured beech, oak anthracite **Table lengths:** 185 and 245 cm **Table top sizes:** 2 fixed sizes, 2 table extension sizes (tables extendable by 100 cm) **Chair:** D 4 **Bench:** D 15 **Box units:** XELO



Table top: wood or white lacquer **Frame:** metal, stainless steel; frame set back about 10 cm from edge of table top **Versions:** white lacquer, walnut, structured beech, oak anthracite **Table lengths:** 185 and 245 cm **Table top sizes:** 2 fixed sizes, 2 table extension sizes (tables extendable by 100 cm) **Chair:** D 4 **Bench:** D 15 **Box units:** XELO

Take a seat! With as much space as you need.

Is there anything better than sitting comfortably around a table and enjoying something nice? Hardly! hülsta has therefore developed a table that provides exactly the amount of

space you require. The ET 1400 dining table, available as a standard in 5 lengths and 3 widths, can be cut to suit your individual requirements in 1 cm increments.

Versions (frame/table top):


white lacquer


natural maple


core walnut


beech


cherrywood gold


structured beech


oak mocca


walnut


oak anthracite


natural oak


light brown ash

ET 1400

Version: natural oak Chairs: D 20



Your dream table. Tailor-made!

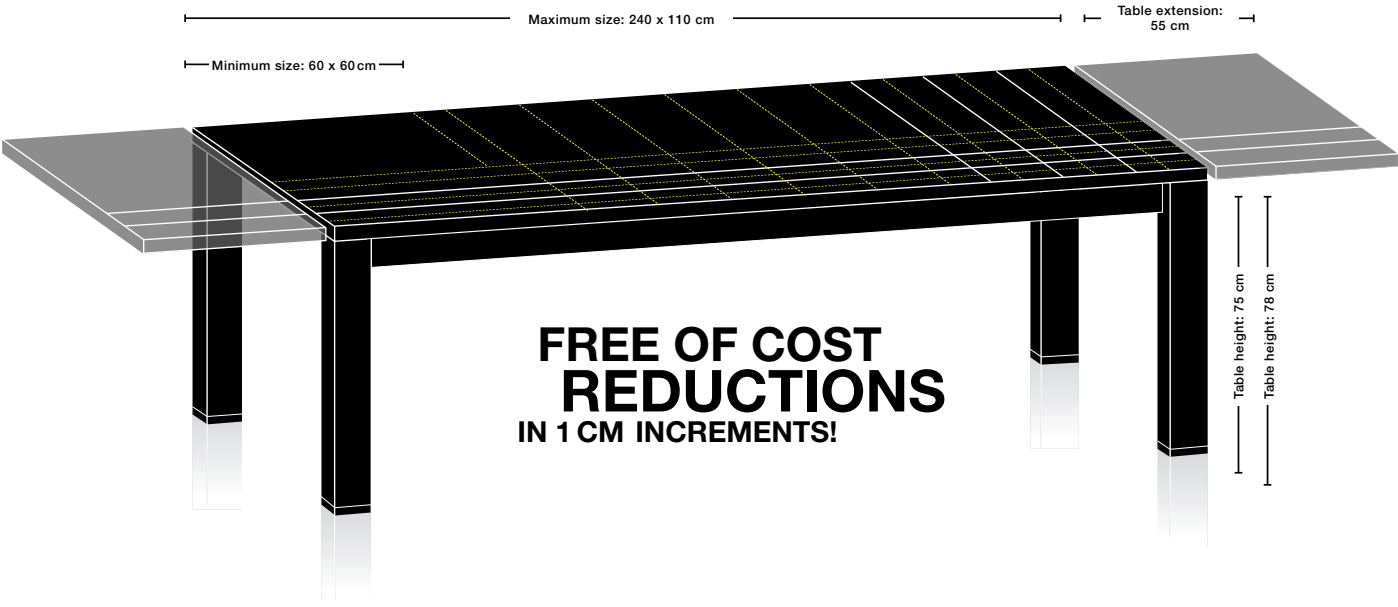



TABLE SIZES:

| | | |
|-----------------|---------|---|
| STANDARD SIZES: | Length: | 160 / 180 / 200 / 220 / 240 cm |
| | Width: | 80 / 95 / 110 cm |
| BESPOKE SIZES: | Length: | any length from 60 to 240 cm in 1 cm increments |
| | Width: | any width from 60 to 110 cm in 1 cm increments |

TABLE EXTENSIONS:

| | | |
|---------------------|----------------------------|---|
| FOR STANDARD SIZES: | Length 160 / 180 / 200 cm: | 1 extension leaf, 55 cm |
| | Length 220 / 240 cm: | 2 extension leaves, 55 cm each |
| FOR BESPOKE SIZES: | Length 140 to 200 cm: | 1 extension leaf, 55 cm |
| | Length 201 to 240 cm: | 2 extension leaves, 55 cm each |
| | | only available in 3 standard widths, 80 / 95 / 110 cm (no bespoke sizes feasible) |



Dining room tables and chairs from hülsta.



Foot column/Table top: white lacquer, structured beech, walnut (foot column in core walnut), light brown ash, core walnut **Table lengths:** 180, 200, 220 and 240 cm **Extendable at 95 cm width:** 200-310 cm, 220-330 cm and 240-350 cm **Extendable at 110 cm width:** 220-330 cm and 240-350 cm



ET 1500 **Version:** white lacquer **Chairs:** D 18 plus

The ET 1500 in white lacquer is the perfect partner for the D 18 plus chair that is available in many attractive colour shades.



ET 1500 **Version:** walnut, white lacquer **Chairs:** D 21

A walnut or structured beech table top in combination with a white lacquered foot column creates a stunning ensemble with the D 21 chair.



1 A foot column with a twist: it hides the extension leaves behind a small door on the side, when not required.



2 To extend the table, simply pull out a drawer, place an extension leaf on top, then push lightly to lock it accordingly.



ET 1500 **Version:** walnut **Chairs:** D 16

The table top is available in 2 depths and 4 fixed lengths. It can be extended to a choice of 3 lengths. Maximum length when fully extended is 350 cm.



Free-swinging chair
Legs: aluminium-coloured powder-coated/ high-gloss chrome/matt chrome/black chrome; 2 back rest heights, 2 armrest versions.
Optional: Easy-glider function (back rest tilt changeable with weight transfer).



D 4-bench
Legs: solid wood, 4 widths, 2 back rest heights, 1 armrest version in appropriate wood finish, permanently-elastic braided strap suspension.



D 15-bench system
Solitary benches with/without backrest, solitary benches with storage space on side, bench with integrated corner, corner bench. Simple and clean lines, elegant look. High comfort and the possibility to place it anywhere in the room.

On your marks, get set.

Are you sitting comfortably? Then you can have a good look at our wide selection of different chairs. Whether you are looking for a sturdy or elegant, classic or modern design, single-seater or multi-seater, you can be sure to find your dream chair.



Legs: solid wood
2 back rest heights, 2 armrest versions, permanently-elastic braided strap suspension.



Bentwood seat
Legs: aluminium-coloured powder-coated/ high-gloss chrome/matt chrome/black chrome; meticulously crafted and upholstered seat.



Free-swinging chair
Legs: aluminium-coloured powder-coated/ high-gloss chrome/matt chrome/black chrome; 2 back rest heights, 2 armrest versions, back rest with slight tilt function.



Solid wood frame
Casual, comfortable seat/backrest upholstery. Optionally with armrests. High-quality covers meet individual requirements.



Free-swinging chair
Legs: high-gloss chrome/matt chrome, with and without armrests, seat and backrest covered with shaped knit fabric (transparent non-see-through seat).



Arm chair
Seat frame with woven strap spring base, high quality PU cold foam upholstery, springy backrest, cotton piping.



Upholstered chair
Full-length armrest; perfect, meticulously crafted seams.



Upholstered chair
Legs: high-gloss chrome/matt chrome/black chrome
3 frame versions: tubular flat-rolled steel free-swinging chair, square tubular frame, plate frame; 2 back rest heights, 2 seat widths, 3 seat comfort levels: loose cushions in firm – medium – soft.



Chair model with and without armrest/Bar stool
Legs: bentwood seat or upholstered seat on a metal frame. Frame made from rectangular tubular steel (high-gloss chrome/matt chrome). Bar stool optional with back support or back rest.



Phenomenally individual. Incredibly comfortable.
2 different chair models: D 20 with solid wood frame or completely covered in leather. 2 different backrest heights, 2 seat widths (standard: 44/46 cm / comfort: 48/50 cm), 3 seat firmness levels (firm – medium – soft), 2 armrest versions (without armrests, with closed upholstered armrest or with open wooden armrest).



Solid wood frame
2 backrest heights (85.5 and 94.5 cm), with or without wooden armrests, rubber strap spring base as upholstery basis, backrest with spring steel – yields to pressure and adapts to the body. The upholstery guarantees comfortable seating.

The perfect balance
between working and living.

HOMEOFFICE

- 206-211** | Add-on desk concept E-F
- 211** | Mobile container
- 212** | ERGOMO HOMEOFFICE H4
- 213** | Ergonomics

214-215 | The hülsta design advice

HOME OFFICE – the nicest kind of housework!

If you like ample space for working or want to work closely and creatively with your team, then the hülsta-HOMEOFFICE add-on desk concept E-F will be the perfect choice for you. This desk collection in different sizes offers a wide choice

of linked and corner solutions to create single, team and group work places. Additional matching functional furniture completes the perfect place to work.



Version: white lacquer, natural oak Box units: ENCADO II



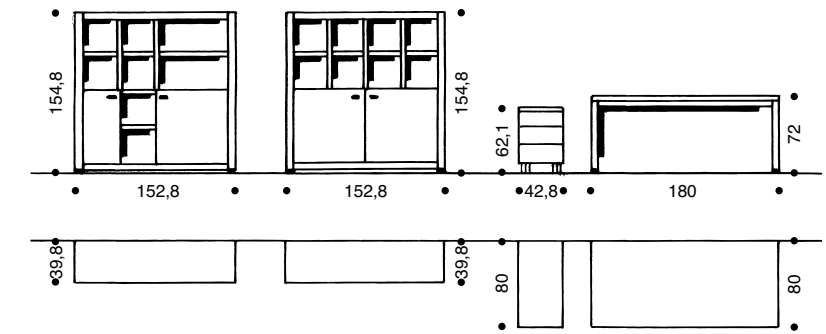
1 Data protection made by hülsta: lockable fronts are the perfect choice to reliably protect sensitive data from unauthorised access. ENCADO II offers a wide choice of secure yet stylish solutions.

| | | | |
|--|------------------|------------------|-----------------|
| | White lacquer | | Natural oak |
| | Beech | | Cherrywood gold |
| | Structured beech | | Walnut |
| | Natural maple | | Core walnut |
| | Alder | | |
| | Oak mocca | | |
| | Light brown ash | | |
| | | Table top | |
| | | | Laminate white |
| | | | Laminate black |

Unequalled professionalism.

Working from home? Why not! XELO provides a beautifully homely home office. This simple concept offers thousands of design possibilities with plenty of scope to create solutions,

which will suit any requirement. Carcases, interiors and fronts – including lockable doors – allow you to create your individual home office.



Version: walnut, sand lacquered glass Box units: XELO



Networking as a dream team.

You are a team both in your private and professional lives? You live and work together under one roof? These are the ideal prerequisites for a creative daily environment at home! With HOMEOFFICE you can design your living

and working environment just the way you want it to be. Professional in its practical features, absolutely team-minded and guaranteed to be homely.



Version: white lacquer, black lacquered glass
Box units: MEGA-DESIGN Bedroom range: CEPOSI



- 1 Even a hallway without a window can become the creative centre of your young company with the extendable desk concept E-F from HOMEOFFICE and box units from MEGA-DESIGN.
- 2 Brilliant prospects: what might have become a walk-in wardrobe now takes on a significant role in your company thanks to MEGA-DESIGN.



A mobile container is indispensable in any office. Silently running on castors, which protect any floor and feature a perfect braking mechanism, it offers plenty of storage in 3 large drawers that can be centrally locked. The utensils insert, which can be slid on the frame, keeps everything neat and tidy.

Keeping you mobile.

Do not accept compromises, when it comes to the chair that you sit on during many hours every day. Week after week. Year after year. Perfect ergonomics are therefore just as important as sophisticated functionality and safety.

hülsta also offers a stunning design, which effortlessly matches any office or living room concept. Nothing is left to chance, even the simple castors are beautifully designed and perfectly protect every floor.

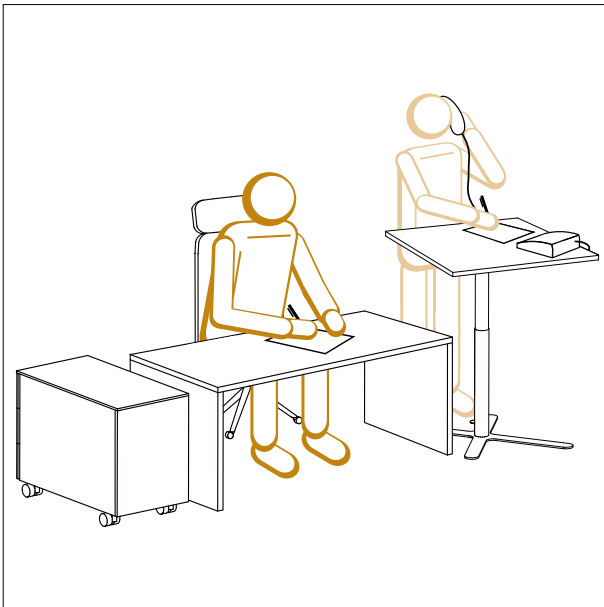


- 1 A gas-pressurised spring allows the stepless height adjustment from 37.6 cm to 49.4 cm. The bentwood seat and the cover are available in a wide choice of materials. Your favourite fabric can also be used.
- 2 The 5-armed base is available in powder-coated and polished aluminium. It ensures excellent stability and comfortable mobility.
- 3 In order to perfectly protect the floor, there is a choice of castors for hard or soft floors.


Er | go | no | mics:

According to the dictionary the science of performance levels and limits for working persons and also the best mutual relationship between such persons and their working conditions. Our designers always consider such matters thoroughly. They know just how a workplace needs to be

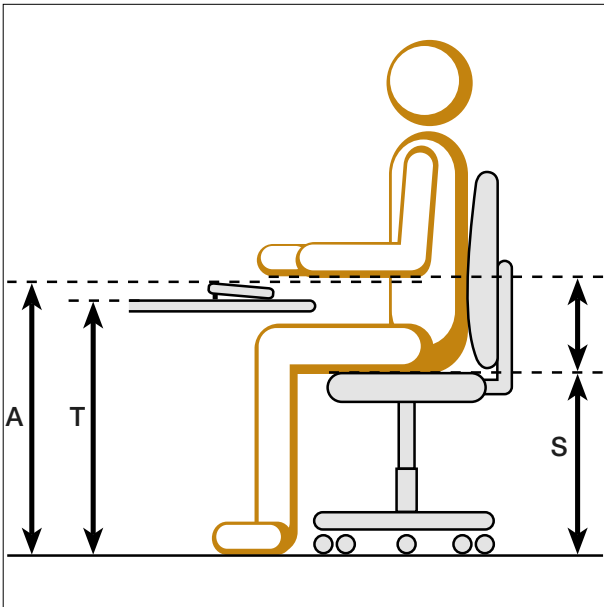
designed so that it can enhance a person's performance as best as possible. They put their ideas into practice in developing chairs and tables for workplaces in the HOME-OFFICE range and the results will help you to perform to your best, too.



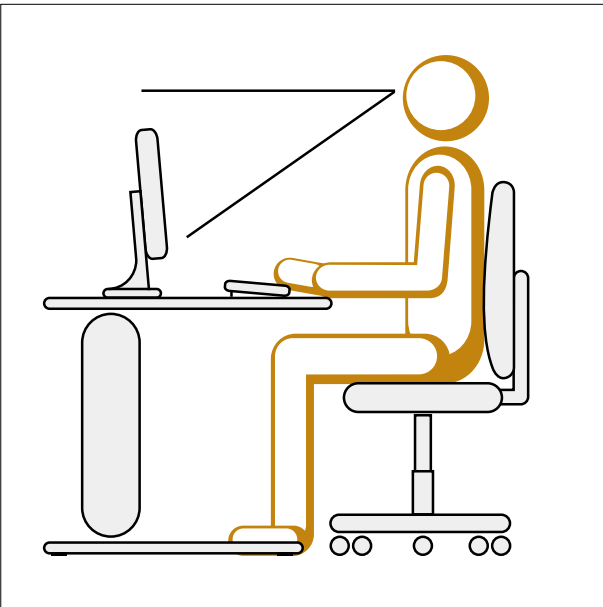
A workplace for moving around: height adjustments between 72 cm and 115.5 cm create a much-improved dynamic working environment.



Upper and lower arm should form an angle of 90° or larger. Just like the angle between the thighs and lower legs, where the thighs are positioned horizontally and parallel to the ground. The seat height S and the working height A should be set accordingly.



Working height A is identical to desk height T when there are no changes caused by working tools such as keyboards. In such cases these must be equalised by lowering the desktop correspondingly.




Height setting of monitor. The angle of view should be around 35° below the horizontal in order to ensure that the head is in a relaxed position.

A room that tells its own story.

A painting captivates the observer by the depth of its story. Every room has such depth. The room is the observer, the observer is the room. Allow yourself the luxury of a room whose every detail tells its own story. Our interior architects

develop individual room concepts for you to meet your own wishes and the space available: living room concepts that reflect your own special attitude to life based on your personality and style.



Professional living room concepts from interior architects.

hülsta's interior architects develop an individual furnishing arrangement to meet each customer's needs. This will involve new ideas, hand-drawn sketches and views, a material collage and all the necessary lists of products and different sizes.

A competent and creative entity is compiled for the room, consisting of a room layout, furniture units, surface versions, the type of floor and wall decoration – a professional living room project down to the last detail.



Rooms with character – just like their occupants.

A living room or bedroom, a dining room or nursery room – every room benefits from designing the various areas so that they reflect their own philosophy.



Unique design ideas – for any room.

hülsta's interior architects will create a professional room project for you, too. For a **cover charge of € 75** per room you will receive your own personal design concept. Please get in touch directly with our head interior architect: Mr Dieter Müller
Tel: +49 2563 86-1279 Fax: +49 2563 86-2279
dieter.mueller@huelsta.de

Postal address:
hülsta-werke GmbH & Co. KG
Mr Dieter Müller
Karl-Hüls-Straße 1
48703 Stadthohe
Germany

Briefing.

As a basis for our room concept, please send us a floor plan of the room by post, e-mail or fax, including details of the room dimensions, your preferred hülsta furniture range and information on how the room is to be used.

The character package for your room.



- hand-drawn colour sketches
- material collages
- floor plan concepts
- suggested materials
- views of walls
- list of furniture units and sizes

Welcome home.

THE HALLWAY

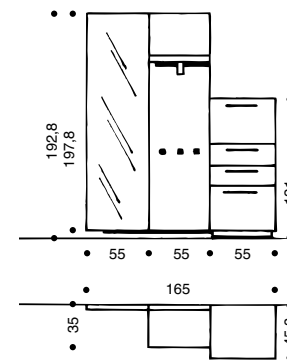
| | |
|-----|--|
| 218 | LILAC |
| 219 | TAMETA |
| 220 | MENTO |
| 221 | XELO |
| 222 | ENCADO II |
| 223 | SPECTRUM (Please note! The range will be discontinued from 30 th April 2012.) |
| 224 | ELEA |
| 225 | LILIUM |



Order the complete "Hallway" catalogue at www.huelsta.com

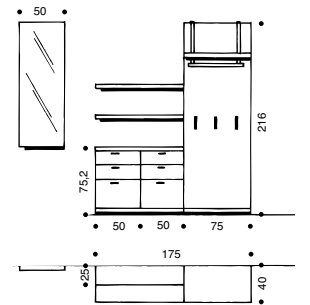
For all your senses.

LILAC will excite your imagination with its radiant yet deep surface effects – and it will invite you to do as you please. For the various single units come in seven high-gloss lacquer colours and four different heights. You can combine arrangements – or should we rather say compose them – with clothes unit panels, finely worked walnut units, mirrors and various other elements to suit your own preferences.



In your entrance hall today: a solo artist.

Any orchestra is only ever as good as its soloists. We have taken this to heart and created a number of most expressive solitary units. Thanks to their full-length plinth and cover shelves, they create a wonderful harmonious entity. Because an orchestra is only perfect when its soloists harmonise perfectly.



Version: high-gloss black lacquer, walnut

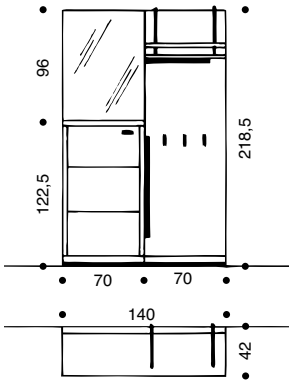


Version: white lacquer, black lacquered glass

Endless choices.

The wide choice of single units will deliver perfect solutions for any space. Carcase and front versions can be combined to suit your individual requirements: there is a choice of

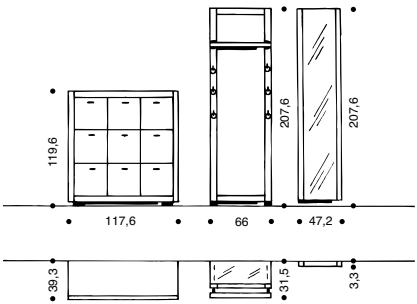
white lacquer, structured beech and walnut. Set additional accents by combining relief-planed and smooth surfaces.



Conjure up your own entrée.

Just imagine you were asked to name as many wishes as you like and they were all fulfilled. XELO provides you with so much creative scope that it can meet the widest variety

of wishes and also adapt to the available space. But no matter what you eventually choose: the quality of the finish, the design and the practical features are always excellent.



Version: structured beech, white lacquer

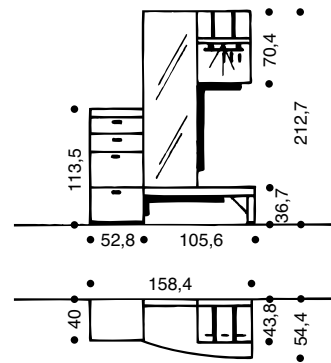


Version: walnut, white lacquered glass



A journey of a thousand miles begins with a single step.

The home starts in the hallway. Departure or arrival, farewell or welcome: private life and the wide world meet in the hallway. ENCADO II helps you to design a stylish and distinctive entrance to your home. Invitingly friendly, light and airy, functional and individual. Homesickness guaranteed!

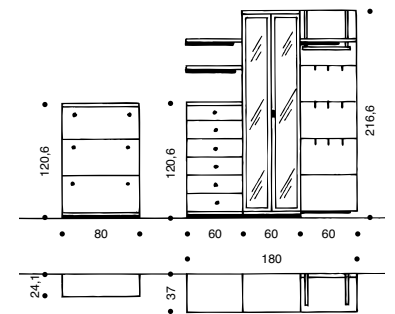


With SPECTRUM you get to know your entrance hall from the creative side.

If you use our SPECTRUM range and a little imagination to the full, you will find you have more room than you think. Because it ensures that not a single niche is left unused with its five different unit heights and three different widths. And, of course, it provides the customary hülsta quality from top to bottom.

PLEASE NOTE:

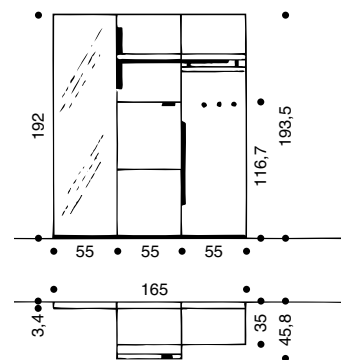
The SPECTRUM range will be discontinued from 30th April 2012.



Intelligent storage.

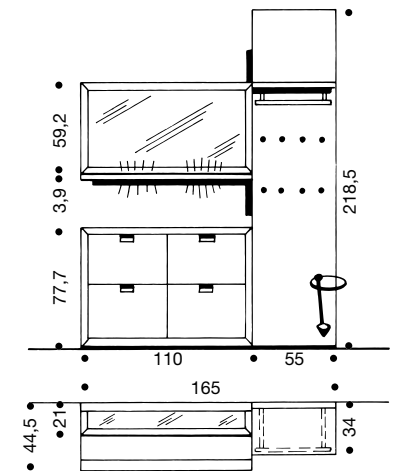
ELEA is the perfect choice for difficult room layouts. Simply combine single units in 2 heights, wall-mounted and angular shelves or suspended units to suit your individual needs.

Adding hat racks, hanging rails, hooks, mirrors and any other useful accessories to the coat rack panel ensures multi-functional storage even when space is at a premium.



Enjoy a break in natural surroundings.

Experience frost, heat, rain, and even drought: simply take a closer look at the grain of your solid wooden LILIUM units and you will discover that every single piece has its own inimitable character. What they all have in common is that their simple elegance will make your entrance hall a naturally charming place to be. And show its owner to be a true lover of nature.



Version: solid structured beech



Version: solid alder



Experience
restful sleep.

BEDROOMS

| | |
|---------|----------------------|
| 228-235 | CEPOSI |
| 236-249 | METIS plus |
| 250-263 | CUTARO |
| 264-281 | ELUMO II |
| 282-299 | MIOLETTTO |
| 300-311 | LA VELA II |
| 312-339 | VENERO II NEW |
| 340-359 | ACREA |
| 360-367 | CASAnotte |
| 368-373 | FLAVO |
| 374-381 | MANIT |

INNOVATIVE WARDROBE SYSTEM

| | |
|---------|---------------------------|
| 384-429 | MULTI-FORMA II NEW |
|---------|---------------------------|

Sleep is amorphous. Structured beech gives it a natural shape.

In our dreams, the unconscious mind talks to us. Whether the decision for a bedroom in expressive structured beech is a conscious or an unconscious one – it certainly is the right one. CEPOSİ's clean and simple lines and contemporary design

perfectly highlight the natural character of the wood. This is particularly impressive if you choose the wardrobe doors in structured beech.



White lacquer



Structured beech (also for wardrobe fronts)

Accent colours:



White lacquer



White lacquered glass



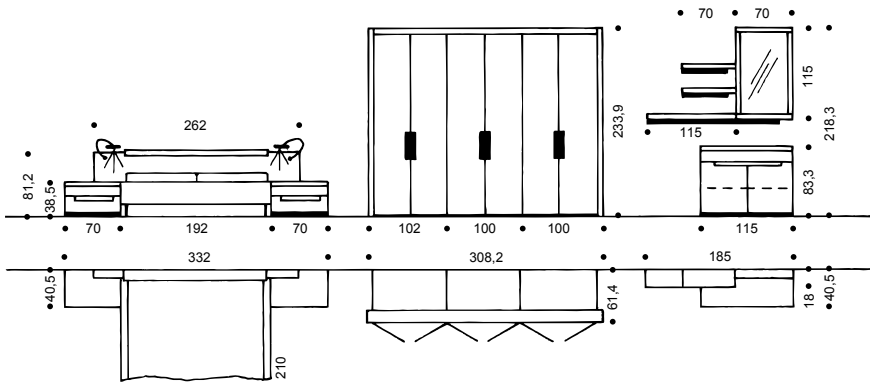
Oak anthracite



Anthracite lacquered glass



High-gloss white (only for wardrobe fronts)



Version: structured beech, high-gloss white, white lacquered glass



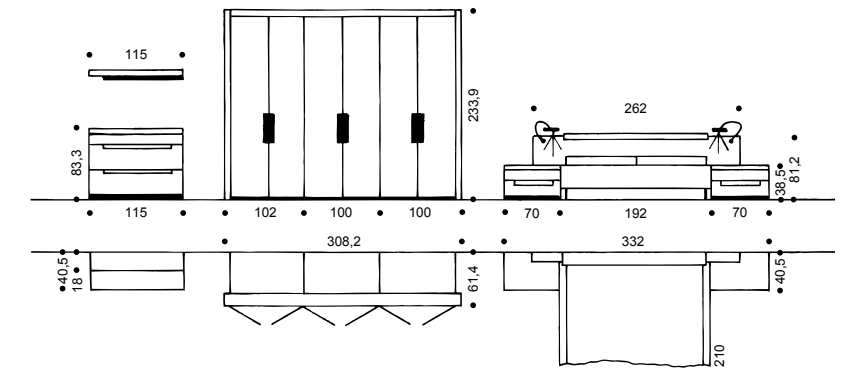
- 1 A mix of materials is very much in fashion. Genuine leather looks elegant and feels good. In white, it creates a fresh contrast to structured beech. The headboard can finish flush with the lower bed frame or overhang by 35 cm on each side. Both versions are available in four widths and three finishes.
- 2 Do you like your bedroom to be modern and comfortable? Then CEPOSİ in structured beech is the perfect choice for you. Create your individual combination of wall mounted shelves and wood-framed mirrors that are available in two sizes. The white lacquered glass front of the drawer enhances the beautiful wood surfaces of the chest.

CEPOSİ

Striking contrasts. Beautifully staged.

Little subtleties make a big difference. CEPOSI is a sign of flair. Select dark shades for strong accents with a touch of elegance. In combination with white lacquer, the dark handles and passe-partout on the wardrobes, the drawers of consoles

and chests, the subtle leather application on the headboard of the bed as well as the table lamps make a striking style statement. Optional interior drawer lighting adds clever practicality: when opening the drawer, you see everything at a glance.



Version: white lacquer, high-gloss white, oak anthracite, anthracite lacquered glass



Forget about hotel beds! You will sleep better at home.

You will absolutely love coming home and unpacking your suitcases. White surfaces in combination with white lacquered glass create a serenely calming atmosphere.

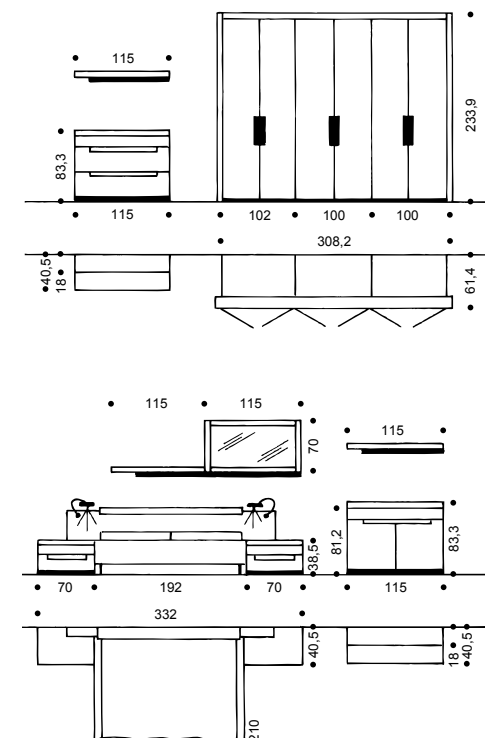
Endless add-on system wardrobes as well as chests and consoles provide ample storage. Wall-mounted shelves and mirrors add gentle accents.



Version: white lacquer, high-gloss white, white lacquered glass



1 Raster lacquered glass drawer front on CEPOS chests. White or anthracite? Your decision! Available with two wooden doors and a fitted shelf or 2 Raster high drawers with hülsta SoftFlow.





Elegantly curved. Due to its chrome swan-neck, this avant-garde LED-bedside reading light can be easily put into any position.



Naturally beautiful. CEPOSI beautifully underlines the attractively vibrant structured beech. We combine elegant material and design with perfect craftsmanship.



Brilliantly accentuated. The upper drawers of the consoles add a special accent. The lacquered glass front is available in discreet white or fashionable anthracite.



Harmony. Beauty, functionality and comfort make a perfect team in CEPOSI. Enjoy modern sleeping comforts every day. You deserve it.

Fantastic colour spectrum.

Four system colours in combination with the accent colour high-gloss violet make METIS plus the perfect choice to create a highly individual, stunning design.

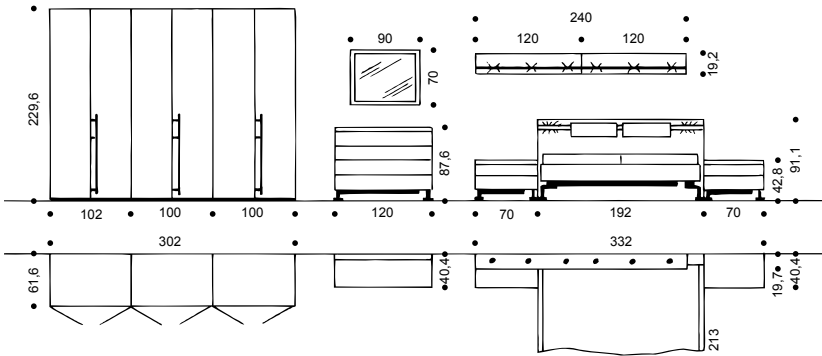
High-gloss black

High-gloss pure white

Accent colour
High-gloss violet

High-gloss sand

Oak mocca



Version: high-gloss sand, high-gloss violet



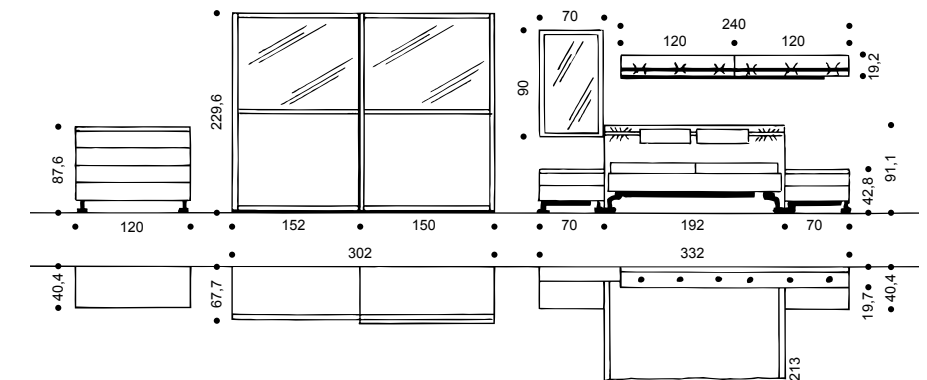
- 1 The lit angular shelf with glass storage cleverly repeats the lines and lighting effects of the bed headboard's LED reading lights.
- 2 The chests are available in 80 cm and 120 cm width. They feature 4 drawers; the 120 cm wide chest is optionally available with 2 wooden doors. The legs are available in two heights, optionally aluminium-coloured or high-gloss chrome.

METIS plus

Pure white meets exciting violet.

If you have always dreamt of a white bedroom, then METIS plus is the perfect choice. A touch of violet will add that certain "je ne sais quoi". The chest is available

in all 4 system colours and the accent colour high-gloss violet. A lacquered glass cover surface adds a striking colour contrast to the carcase.



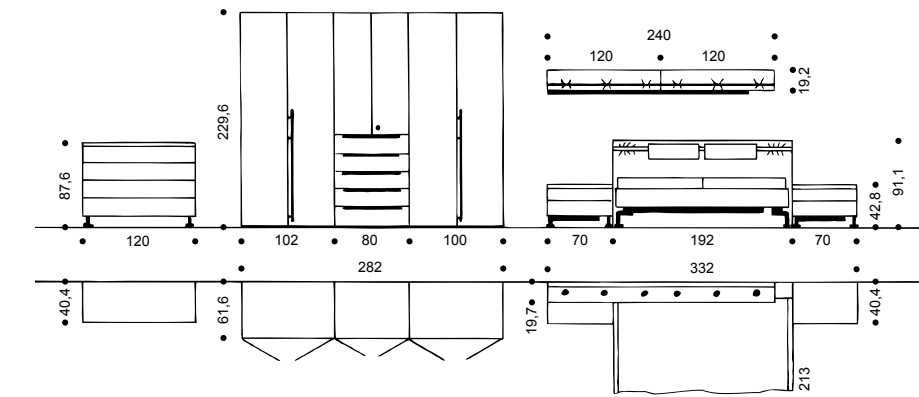
Version: high-gloss pure white, high-gloss violet



A subtle and elegant composition.

Oak mocca is a delightful colour that will bring a touch of warmth to the bedroom and reflects your good taste. In combination with the elegant high-gloss sand, the

oak mocca bed, angular shelf and intermediary unit of the folding-door wardrobe adds a powerful accent.



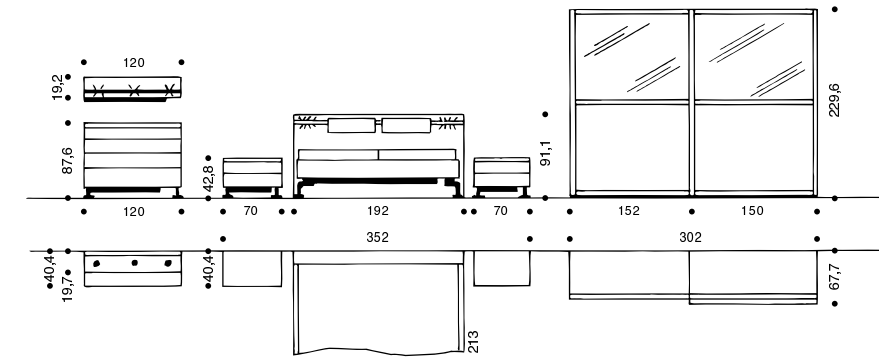
Version: high-gloss sand, oak mocca



Harmony and elegance.

Two colours – one statement of extravagance: high-gloss black and high-gloss sand. Both colours are combined on the generous surfaces of the large sliding door wardrobe,

which are also available with a mirror. The mix of finishes on the bed, consoles, chest and angular shelf add a touch of elegance to the bedroom.



1 The light high-gloss sand bed seems to float above the floor. The choice of two colours and the reflections of the sliding doors cleverly distract attention from the size of the wardrobe.

2 Nice legs: METIS plus beds are available with two leg versions. A light design: the typical METIS plus legs are fitted – barely visible – slightly underneath the bed frame.

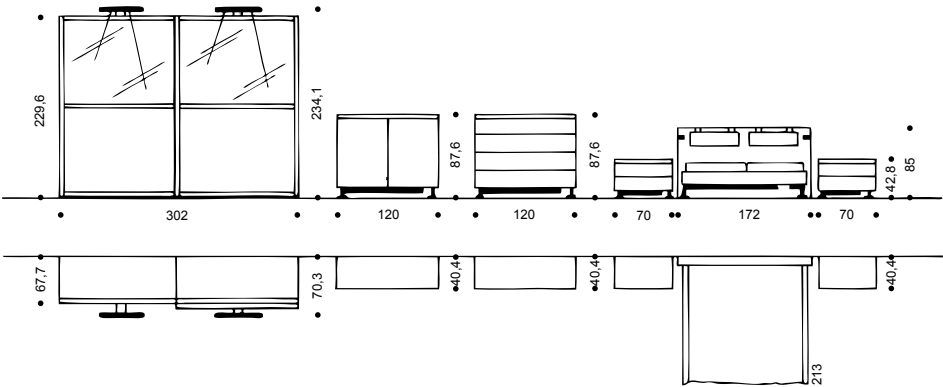
3 The straight leg version matches the legs of the consoles and chests. Both versions are available in aluminium colour and chrome.

Version: high-gloss sand, high-gloss black

This is where the living room gets envious.

Anything from the bed headboard with colour-coordinated bolsters to the chromed legs of the bed in International Style.

The doors of the sliding door wardrobe beautifully reflect this stunning ensemble.



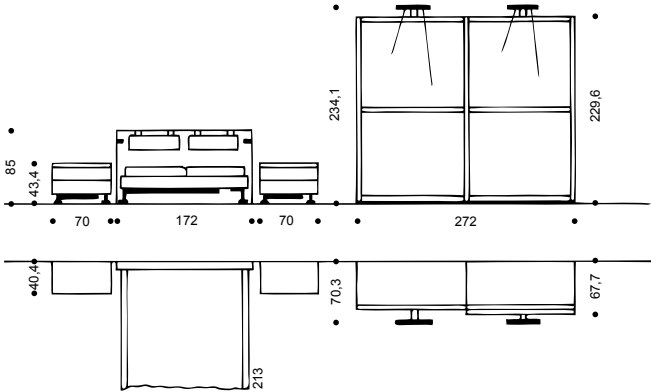


Version: high-gloss pure white, high-gloss black

You do not have to travel far to find amazing views.

A fabulous sliding door wardrobe, shown here in black as a striking contrast to the white bed. The chrome-plated legs of the bed cleverly repeat the aluminium frame design

feature around the wardrobe. METIS plus is simply adept in all the tricks of the trade.





Light beam. An elegant design: the angular shelf with glass storage and LED lighting. The back panel is available in the 4 system colours. Lighting operated by foot switch, remote control or Tip-Tronic.



Flair. The dimmable ambient lighting in the headboard of the bed, which can be easily operated when lying down, is indirect, completely glare-free and provides a comfortable homely feel.



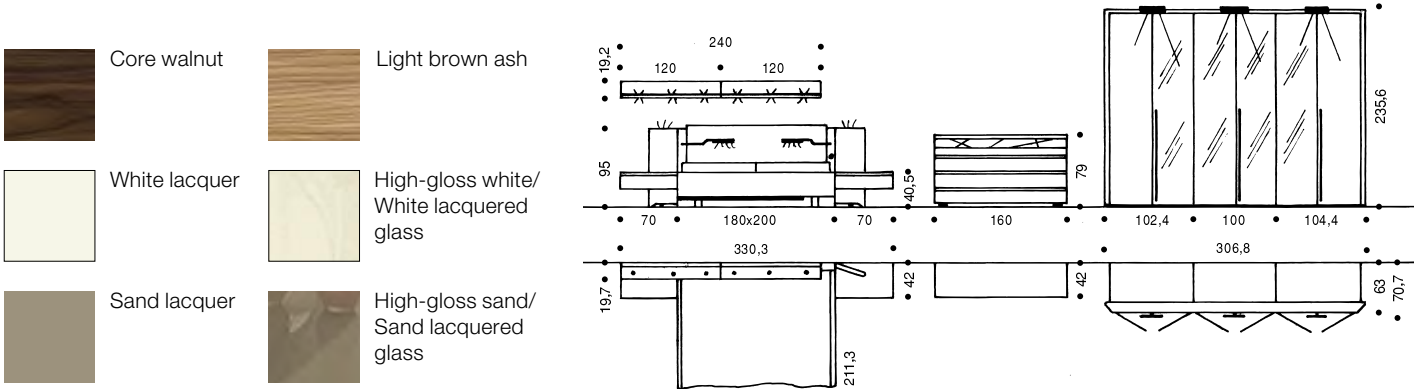
Nocturnal. The indirect bed side lighting is useful for finding your way round the room without using the main light. The motion sensor detects a single movement of the hand and switches the light on or off.



Literary. If you love reading in bed, this bed reading light is the perfect choice: bright, but glare-free, perfectly placed for any reading position and easy to operate when lying down. The light is integrated into the functional fillet of the bed headboard, which also holds the optional bolsters.

Versatility for decisive people.

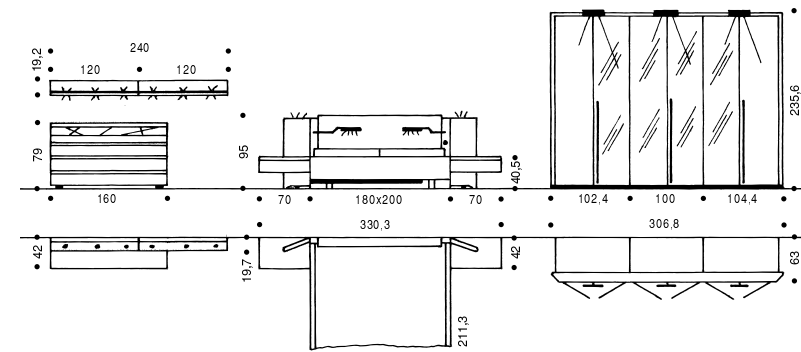
Precious wood finishes, made even more scratch resistant by hülsta EverFinish, beautiful lacquers, brilliant high-gloss and elegant lacquered glass surfaces certainly do not make the selection of your CUTARO finishes an easy one. Each combination creates a balanced and comfortable atmosphere. Whatever your choice: the result will be perfect!



Version: light brown ash, sand lacquer, high-gloss sand, sand lacquered glass Leather: sand



If you prefer to set the trend, then CUTARO is impossible to beat. Stunning designs with highly functional interiors – typical hülsta. Simply enjoy starting a new interior design era in your home.


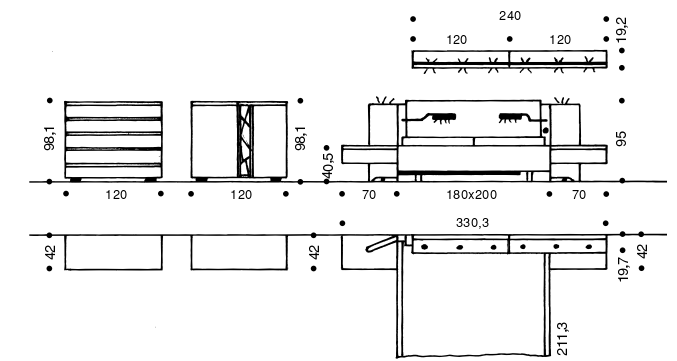


A modern bedroom interior featuring a large white wardrobe with wood-grain accents, a white bed with a wood headboard, and a white dresser with wood drawers. The room is decorated with framed art, a floor lamp, and a rug. The overall aesthetic is clean and contemporary, with a focus on light colors and natural wood textures. The lighting is soft and warm, creating a cozy atmosphere. The furniture is minimalist and functional, with a focus on clean lines and a mix of materials. The room is well-lit, with natural light coming from a window on the left and artificial light from a floor lamp and a track lighting fixture. The decor is simple and elegant, with a few framed pictures and a small plant adding a touch of personality. The overall impression is one of a sophisticated and comfortable living space.

Perfect for individualists.

Would you love a bedroom that looks completely different from anything you have ever seen before? Would you like each individual unit to be available in different sizes and

versions? Would you prefer to choose from the most beautiful combinations? If yes, then CUTARO has been made just for you!

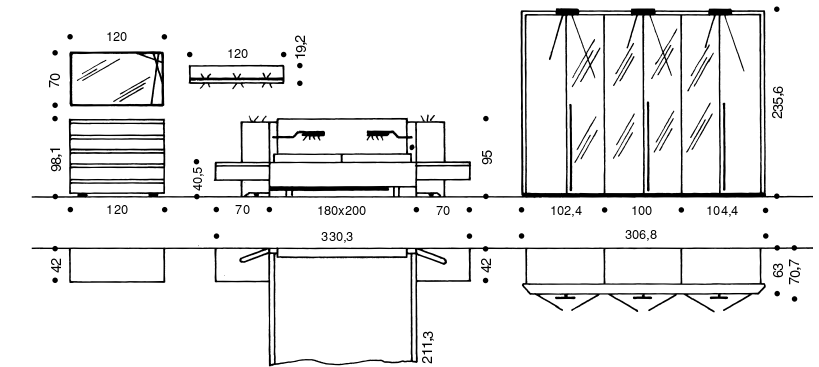


- 1 The chests are available in 70 cm, 120 cm and 160 cm widths and 79 and 98.1 cm height. There is a choice of doors plus fitted shelves or drawers and many combinations of finishes.
- 2 Angular shelves with glass look even more stunning with optional lighting. Available in 50 cm, 70 cm, 120 cm and 160 cm widths.


The best way to start your day.

CUTARO is a perfect example of a hülsta bedroom: excellent functionality, high quality and meticulous craftsmanship. A range that is easy to plan and incredibly individual

whilst featuring an avant-garde contemporary design, giving a surprising twist to traditional bedroom units.



Version: core walnut, white lacquer, high-gloss white, white lacquered glass **Leather:** brown-black




1 A well-lit wardrobe is absolutely essential. This hinged door wardrobe with the angled passe-partout is perfectly lit by the optional LED surface mounted lights. They provide sufficient light to find everything that is inside the wardrobe and to see everything that is modelled in front of it.

2 The light around the bed should be bright but free from glare. The LED bed light with flexible swan neck is perfect for reading. The lighting of the paravent-style panel creates a comfortable ambience. The glare-free bed side lighting is ideal should you want to get up in the night. The LED interior drawer lighting provides full view of the inside right into the corners of the drawers.

Defying gravity.

This combination of the CUTARO bed with paravent-style headboard overhang on both sides plus consoles with one drawer in each seems to defy gravity. Invisible but comfortable: the adjustable support slats on the inside of the bed frame can be adapted to the height of your sleeping system.




1 A wide choice: the carcase of the ancillary units is available in white lacquer or sand lacquer; the handles are available in light brown ash and core walnut, there is a choice of white lacquer, sand lacquer or white or sand lacquered glass for the fronts.

2 A CUTARO bed without the paravent-style headboard overhangs completely in white lacquer with a white leather overlay and elegant core walnut accents. The shadow gaps underneath the 2-drawer consoles create a "floating" impression.




Version: core walnut, sand lacquer, sand lacquered glass **Leather:** brown-black






Passe-partout. Give your CUTARO wardrobe a frame that will make a stunning style statement. The LED surface mounted lights enhance the brilliance of the high-gloss fronts.



Exciting diagonals. The elegant decorative seams on the leather headboard cleverly repeat the diagonal lines of CUTARO's fractal design. The shape is also continued in the paravent-style headboard overhang.



Calm parallels. For a more subtle design, choose the same clean pattern for the decorative seams as on the leather bed frame.



Structured. The unique CUTARO design feature – the fractal structures – can be used to suit your individual requirements. The visual effect is always beautifully balanced.



Simply beautiful. Even without the elegant fractal design in the front of the upper drawer, the 98.1 cm high CUTARO chest with 5 drawers is a distinctive bedroom unit.



Genuine leather. This bed frame is worth a closer look. Pigmented leather featuring decorative leather seams repeats the stunning design of the leather headboard.




Elegant lacquer. The bed frame provides a seamless, tone-in-tone combination with the high-quality leather overlay of the headboard. The softened bed clasp is a practical design feature.




Single. If you do not require too much storage space next to the bed, then the 70 cm wide console with “floating” effect and one drawer on the paravent-style headboard will be the perfect choice.



Double. This console provides double storage using two drawers. Despite the generous dimensions, it creates a light visual impact, just as the entire bed.



With paravent-panel. Simply follow the inviting gesture of the paravent-panel with ambient lighting, make yourself comfortable in bed and relax.



With free space. The headboard version without paravent also allows comfortable reading. The swing-out LED bed reading light with swan neck is fixed on the headboard and can easily be operated whilst lying down.




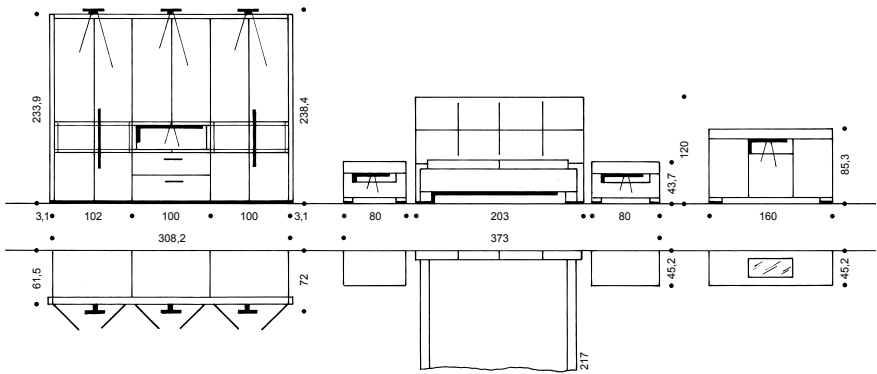
Authentic. The distinctive fractal structures, shown here on the right door of the 120 cm wide console, make CUTARO an excitingly different bedroom range, effortlessly combining comfort with avant-garde design.

Gentle colours create a calm atmosphere.

Like no other room in the house, the bedroom should be the perfect place for relaxation and regeneration. Gentle colours and subtle contrasts provide peace and calm for

body and soul. The clean and simple lines and the light surfaces create an ambience that is just as perfect for falling asleep as waking up refreshed.

| | | | |
|---|-----------------------|---|------------------------|
|  | White lacquer |  | Genuine sand leather |
|  | Core walnut |  | Genuine nougat leather |
|  | Genuine white leather |  | Genuine black leather |



Version: white lacquer, genuine sand leather



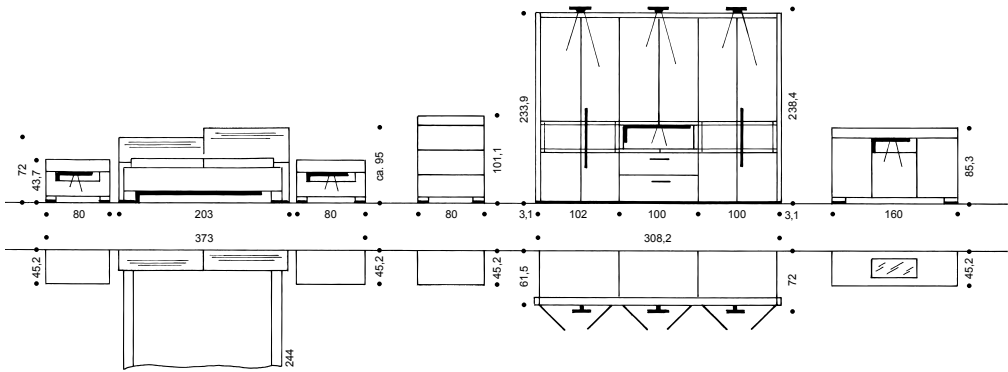
- 1 The headboard – onto a wall or in the middle of the room. ELUMO II offers both options. Should you wish to use the headboard as a room divider, the rear of the headboard will be perfectly finished.
- 2 This 160 cm wide chest – optionally available in wood or lacquer – features a stained glass section within the cover surface. The LED lighting in the drawer underneath displays the beautiful contents to great effect.

ELUMO II

Dreams become reality ...

Simply close your eyes and imagine your new bedroom: expressive, individual, homely, comfortable – yet offering extraordinary finishes plus all of the functionality a modern

bedroom demands. Open your eyes and have a look what we made out of your dream: ELUMO II.



Version: core walnut, genuine black leather



Follow your instincts to find ELUMO II.

Would you like a bedroom in strong, homely colours? Do you not only want to sleep but also relax in your bed? Are you looking for a solution that combines expressive design

with innovative and sophisticated functionality? Then ELUMO II will be the perfect choice. Once seen, you will know that ELUMO II will be the perfect choice.



1 Just as comfortable as it looks! The adjustable functional headboard covered in genuine leather is a must for everyone who does not only want to lie in bed. The soft upholstery makes it comfortable to lean on. The high-quality leather is a material you will enjoy for years to come.

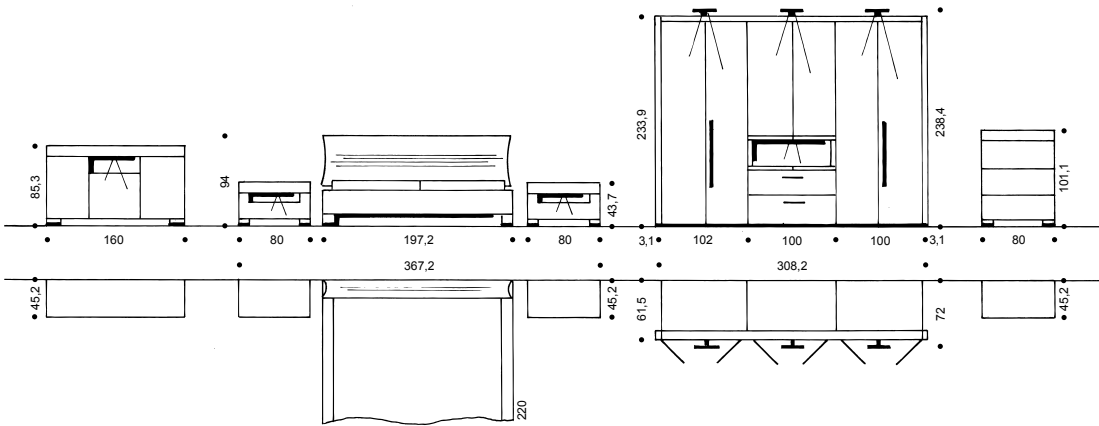
2 The chest with cover shelf that features a stained glass section is available in white lacquer and core walnut and would also be perfect for the living room. The open compartment and the drawer underneath the glass section are covered in genuine black leather. The leather is also available in nougat, sand or white.

3-4 This intermediary unit has a lot to offer: in addition to the TV-compartment with cable inlet and two open compartments underneath, it offers a flat screen bracket. It allows three-dimensional adjustments, providing a perfect viewing angle from anywhere in the room.

Plenty of energy for the new day.

The comfort of your bed depends very much on the head-board. ELUMO II beds in lacquer or wood finishes feature a curved headboard that is perfect to lean onto. Further

highlights are the table lamps and the recesses in consoles and chests that can be fitted with LED light panels and LED motion light.



Version: white lacquer



- 1 Swivelling, energy-efficient LED surface-mounted lights provide perfect lighting for selecting your clothes. Use one per wardrobe unit or per door – you will be delighted.
- 2 If you do not wish to light up the entire room when you are looking for something in the drawer, then the LED interior drawer lighting will be the perfect solution. It automatically switches on/off when opening/closing the drawer.
- 3 Practical storage for little bits and pieces such as reading glasses. On the right and left sides of the open compartment, the ELUMO II consoles can be fitted with two storage trays.

Time to rest. Time for ELUMO II.

Doesn't this look inviting? The light-filled room, the bed covered in white leather, the soft cushions and sumptuous cover, which invite you to relax. The table lamp

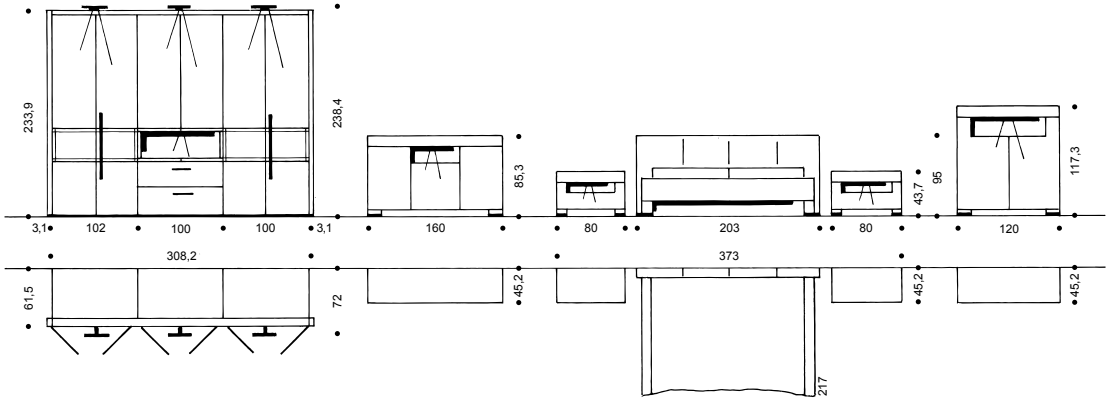
and lit recess of the console provides glare-free lighting and a beautiful ambience for your oasis of wellness.

- 1 The leather-covered headboard is available in 85 cm or 120 cm height, unless you prefer the curved headboard in wood or lacquer or the functional headboard. Select your favourite bed frame and treat yourself to the practical bedside lighting, which provides glare-free orientation in an otherwise dark bedroom.
- 2 ELUMO II offers a wide choice of chests to suit any requirement. The one shown here is 101.1 cm high, 80 cm wide, 45.2 cm deep and features 4 spacious drawers.



See it, want it.

Elegant belts made from fine leather are among the most popular accessories to make our clothes more stylish. The ELUMO II wardrobe is optionally available with a leather “belt”. Choose from attractive leather colours and – to create a stunning finishing touch – add an intermediary unit with an integrated open compartment that features leather lining in the same colour. New at hülsta!



Version: white lacquer, core walnut, genuine nougat leather



Easily accessible, beautifully displayed.

An open compartment undoubtedly provides wonderfully practical storage. From a functional point of view, it is a mixture between a closed compartment and a shelf. When

you add a light panel or motion light that reacts to your hand movement, you do not only create a perfect view but also highlight the striking recess.



1 There is a wide choice of ELUMO II chests in 80 cm, 120 cm and 160 cm widths. Available in 85.3 cm, 101.1 cm or 117.3 cm height, as shown here. Plenty of stylish storage space behind the doors, in the open compartment or in the drawers.

2 Lighting adds atmosphere. Highlight the elegant core walnut recess of your white lacquered console using suitable lighting. The new indirect ambient lighting behind the headboard creates a beautiful atmosphere in the bedroom.

ELUMO II – room for individuality.



Wardrobe

- Wardrobes with hinged doors; endlessly extendable if requested.
- Doors available with genuine leather panels or mirrored fronts.
- Intermediary units (in two widths) give the room a light and airy look. Different TV-units or open compartments in wood/lacquer finish or genuine leather lining.



Open compartment

- ELUMO II chests and consoles are supplied with an open compartment as standard – wardrobes are available with an optional open compartment.
- Tone-on-tone with carcass and doors or as a striking contrast in core walnut or elegant leather colours.
- Optionally available in wood, lacquer or lined with genuine leather.



Headboard

- Bed system offering a wide choice of combinations of headboard and bed frame.
- Available with a curved wood/lacquered headboard in two heights or functional leather headboard (adjustable).
- **Please note:**
The ELUMO II bed system is optionally available as a room divider unit (for details see price list).



Bed frame

- Optionally available in wood/lacquer finish or covered in genuine leather.
- **Please note:**
The ELUMO II bed system is optionally available as a room divider unit (for details see price list).





Practical. The open compartment in the ELUMO II console can be equipped with hülsta motion light, which is switched on by a movement of the hand and provides glare-free lighting for the respective area.



Elegant leathers. The bed frame is available with high-quality leather covers in different colours. The legs are available in high-gloss chrome as shown here or in matt chrome.



Elegant wood. The bed frame is also available in core walnut or white lacquer. It can be combined with a leather-covered, wooden or lacquered headboard of your choice.



Fit for heights. The 120 cm high headboard provides a clean finish to the bed, which is also available as a room divider. A light leather cover perfectly highlights the decorative seams.



Open. The 85 cm high leather headboard delivers a more subtle room divider solution. When placed towards the centre of the room, it provides a more open and airy look – an advantage where space is at a premium.



Understatement. ELUMO II chests and consoles are supplied with an open compartment as standard – wardrobes are available with an optional open compartment. A discreet and elegant visual impact is achieved when all finishes are tone-on-tone.



Unique. ELUMO II is the only range that features a leather panel on the fronts of the wardrobes. The design can be cleverly repeated with the recess being lined with the same leather.

Excitingly sensual. With surprising details.

A MIOLETTO bedroom will make your heart beat faster. Extravagant colours and exceptional shapes – pure temptation. You will be surprised by how much practicality is

hidden by this glamorous range, such as the ample storage in the clever lower section of the bed unit or in the bed box.

White lacquer

Walnut

Oak anthracite



Version: oak anthracite, white lacquer





MIOLETTO

Lighting effects. To see and to be seen.

MIOLETTO allows you to create a unique atmosphere. Efficiently indirect and continuously dimmable in the headboard section. Glare-free and comfortable as

LED-bedside lighting with motion sensor in darkness. Can be slid in and swing out as a LED bed reading light in the side-extension of the headboard.

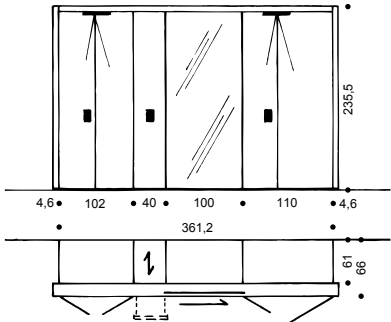


Version: oak anthracite, white lacquer



Slim silhouette with inner values.

Functional pull-out units – irreplaceable in pharmacies and kitchens for a long time – offer perfect and accessible storage for bits and pieces using little floor space.

MIOLETTO has recently discovered this useful helper for the bedroom.



Version: oak anthracite, white lacquer



- 1 Lengthways or crossways – the handbag shelves with metal supports in different sizes provide the perfect space for any bag format.
- 2 Each shoe holder can take two pairs of shoes. Up to three sets of 2 can be fitted into each functional pull-out unit.
- 3 Beloved accessories are always at hand in these beige coloured fabric boxes. A set of two fits on one fitted shelf.

Please take a seat! There is plenty of room.

Do you have a large bedroom? If yes, make perfect use of the available space. MIOLETTO offers a comfortable wardrobe system with an endless add-on principle that allows you to extend the wardrobe to suit your individual

requirements. Clever corner solutions are also possible. Should it be too far a walk, you can always have a little rest on the upholstered footboard extension.



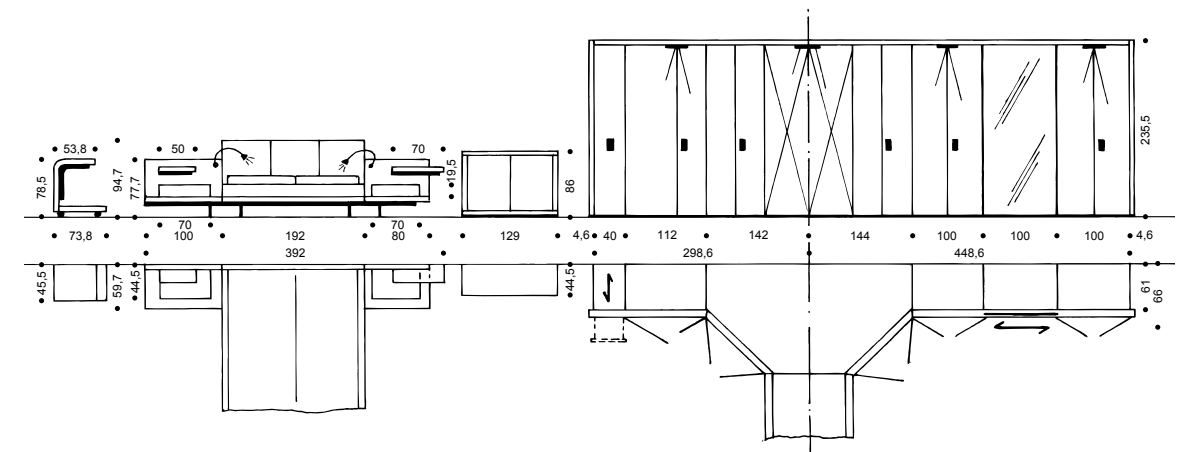
Version: walnut, white lacquer



What does Shakespeare have to do with your bedroom?

He wrote "What you will" and "As you like it". You will certainly be reminded of this, when you find out what MIOLETTA wardrobes have to offer. Walk-in corner and

combined sliding /hinged door wardrobes, functional pull-out units and different door widths within a unit.



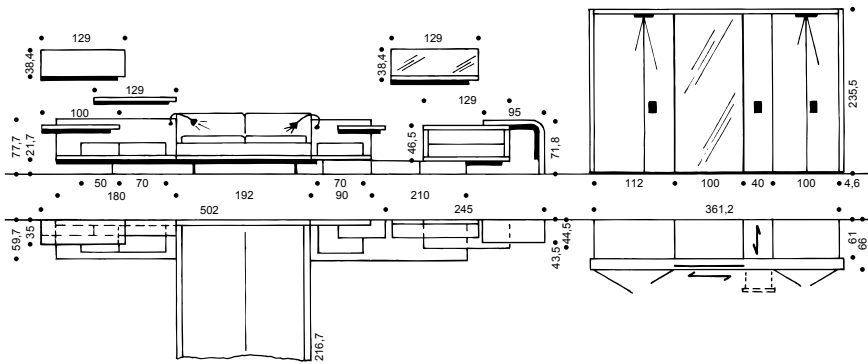
- 1** No witchcraft: MIOLETTA turns a useless corner into a comfortable walk-in wardrobe, offering unforeseen space and splendid tidiness.
- 2** The bed height is also linked to comfort: if you choose the higher version, you will not only effortlessly get out of bed but also gain additional useful storage space below the bed.
- 3** The lower bed height underlines MIOLETTA's elegant floating effect. The headboard side-extension and the storage shelf turn your bed into a dreamlike comfort island.



Cushion comfort.

Read, watch TV, have breakfast, chat on the phone – if you want your bed to be more than a simple lying surface, you will appreciate these plump cushions that make sitting


in bed very comfortable. MIOLETTO offers high-quality cushions made from fine fabrics or leather in five colours, either matching the bed or adding fresh accents.



Version: oak anthracite, white lacquer



MIOLETTTO: the comfort island



- 1 Comfortable back cushions: headboard cushions, optionally available in leather
- 2 Mobile table: side table
- 3 Seat and storage: footboard extension
- 4 Two lying heights: standard and comfort
- 5 Bed boxes: visually unobtrusive
- 6 Contemporary storage
- 7 Headboard extensions up to 520 cm
- 8 Practical headboards: overhanging on both sides or finished flush
- 9 Dressing table: as an add-on unit or freestanding

- Light – functional and atmospheric**
- 10 Slide-in and swing-out LED bed reading light
 - 11 Orientating LED bedside lighting with motion sensor
 - 12 Drawer unit with practical LED interior lighting
 - 13 Indirect ambient lighting – highlights the room design

MIOLETTTO: the practical wardrobe



- 1 Perfect for media: combined sliding/hinged door wardrobes. Sliding door optionally available with structured front
- 2 High-tech behind the sliding door: storage for TV
- 3 Optionally available with adjustable flat screen bracket
- 4 Neat and easily accessible: functional pull-out unit
- 5 Can be fitted with handbag shelves
- 6 With shoe holders

- 7 With fitted shelves and fabric boxes
- 8 Left hand side always with dressing functionality
- 9 Miraculous storage – even for cumbersome items: walk-in corner wardrobe
- 10 Practical storage system: comprehensive wardrobe interiors in white lacquer
- 11 Design and function: passe-partout with integrated lighting panels



MIOLETTO compact

hülsta 


Relaxed. The comfort of a beautiful bedroom turns your free time into a little holiday. The open mobile side table is always at hand.



Soloist. The free-standing dressing table with lively curves is available in oak anthracite, white lacquer or walnut, with or without mirror.



Adjustable. If you like watching TV in bed, you will love this flat screen bracket that offers perfect viewing, being adjustable in three dimensions. If required, the TV can be concealed behind the sliding door.



Ready for a break? MIOLETTO turns a bed into a luxurious island of comfort that will offer you pure wellness day and night. Treat yourself!

Subtle nuances.

LA VELA II has been designed for people who have a sense for subtle beauty and appreciate fine differences and nuances, who prefer an elegant overall design to

short-lived trends. Three finishes and two accent colours plus high-gloss effects and glass fronts offer perfect solutions.



White lacquer



Structured beech



Walnut



Accent colours
White lacquer/
White lacquered glass/
High-gloss white



Accent colours
Sand lacquer/
Sand lacquered glass/
High-gloss sand

Version: walnut, sand lacquer, high-gloss sand, sand lacquered glass **Chair:** D 20



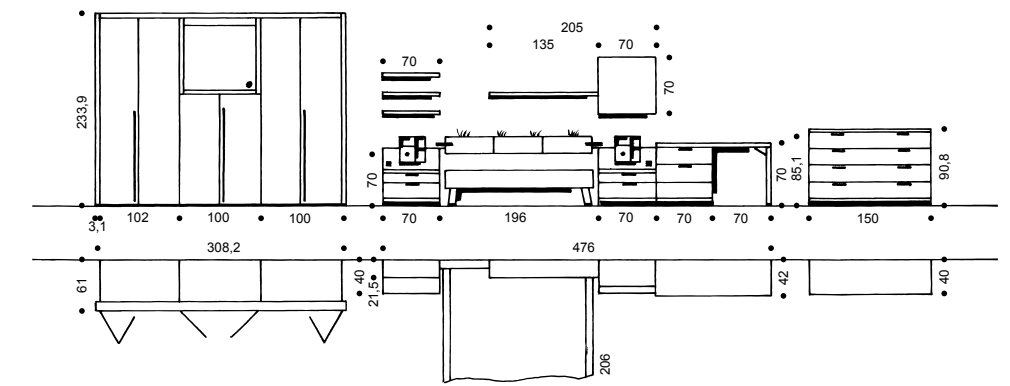


LA VELA II

Style and practicality.

The interior of your bedroom should perfectly suit your individual design ideas. It should be durable, functional, comfortable and beautiful. LA VELA II effortlessly combines

all of these requirements with a unique choice of practical features, which will be useful at any age.



1 A classic design with a contemporary twist: the 150 cm wide, 40 cm deep and 90.8 cm high chest has four drawers with divided interiors to offer plenty of storage.

2 A small table is a useful addition to any bedroom, either as a bureau or a dressing table. The LA VELA II functional dressing table can be supported by chests on one (as shown here) or on both sides.

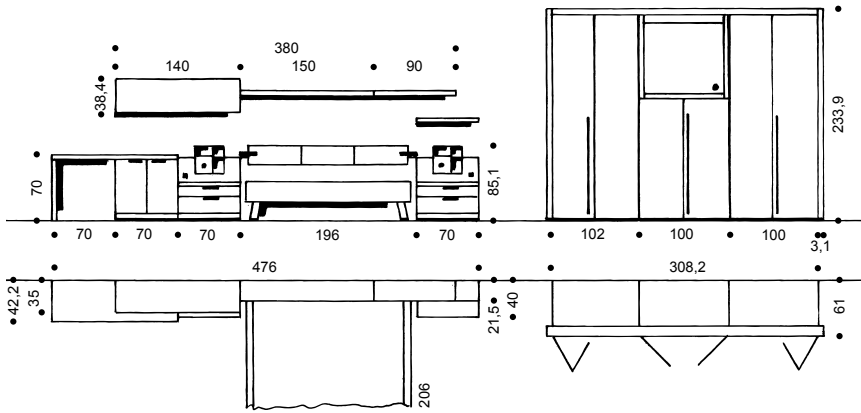
3 Headboard lighting: ambient lighting creates a beautiful atmosphere. The swing-out LED swan-neck bed reading light provides light where it is needed.

4 Watching TV in bed is enjoyable: folding door wardrobes with integrated TV functional unit close the TV compartment with a stylish sliding door.

Surfaces.

There is a choice of structured beech and walnut veneer as well as white lacquer finishes. Sand lacquer is available as an accent colour for single units, suspended units can be supplied with white and sand lacquered glass fronts,

wardrobe fronts are available in high-gloss sand or high-gloss white and the leather on the headboard overlays is offered in white, sand or nougat.

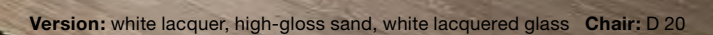


1 The visual effect achieved by the “floating” bed with a lying height of 42 cm effortlessly matches the light and airy feel of LA VELA II and the low units of this range.

2 The headboard overlay is available in a different finish, in accent colour or in leather.

Version: structured beech, white lacquer, high-gloss white, white lacquered glass Chair: D 19

Rooms with unusual dimensions, layouts and architectural features tend to have a special atmosphere that is inspirational to extraordinary design ideas. LA VELA II always delivers the perfect solution to any such architectural

[illegible]

Perfect function.

The bedroom is above all a room to rest and relax. However, it also serves as dressing room and storage space as well as a place to retreat to – to watch television, write letters, read and much more. LA VELA II is the perfect

choice to find attractive solutions for all of these requirements and offers so much more than being just a beautiful bedroom.



Version: white lacquer

1 Comfort package: the compact bed offers a comfortable lying height of 46.4 cm. The curved leather headboard overlay is perfect to lean against. Both, the ambient lighting behind as well as the bed reading light with swan neck, provide eye-friendly brightness using LED technology. The indirect bedside lighting and the drawer lighting offer light when and where it is needed, without having to switch on other – possibly disturbing – light sources.

2 One bench – three functions: to sit on, for storage and as a clothes rack. The 123.2 cm wide bench has clothes hangers on both sides, which can be pulled out to a height of 85 cm. Comfortable seat height: 45.5 cm.

3 The compact bed is a storage miracle. The ALL FLEX D base frame (adjustable head and foot section, foot section via gas pressurised spring – LIFT functionality – can be folded up) allows perfect use of the free space underneath the lying surface for larger or rarely used items.

4 Indispensable for getting dressed or undressed or when choosing what to wear: the swing-out clothes hanger. When not required, it easily hides in the centre panel and becomes invisible.

5 This LA VELA II multi-functional dressing table is supported by chests on both sides. Everything that is required is easily accessible – perfect for adding the finishing touch.





Useful. A small table is a useful addition to any bedroom, either as a bureau or a dressing table. The LA VELA II functional dressing table can be supported by chests on one (as shown here) or on both sides.



Voluminous. The 46.4 cm high compact bed makes perfect use of the storage space underneath the base frame.



Outstanding. The LA VELA II bed on legs in both lying heights offers plenty of room for a mobile linen box underneath the bed.



Natural. Choose LA VELA II in walnut or structured beech for the bedroom. These finishes beautifully highlight the dovetail joints of the box drawers in the open suspended glass units.



Brightening. A bedroom requires glare-free lighting in the right place at any time: ambient lighting behind the headboard, LED swan-neck bed reading lights and LED bedside lighting for beds on legs.



Functional. The TV compartment behind the sliding door is 80.1 cm high, 93 cm wide and 29 cm deep. A 3-dimensionally adjustable flat screen bracket perfectly positions the TV.











Vertical. The 82.2 cm wide intermediary unit with vertical sliding door comes with two open compartments at the top (one with a fixed wooden shelf, one with an adjustable glass shelf) and five spacious drawers underneath.

It's time for a little more luxury.

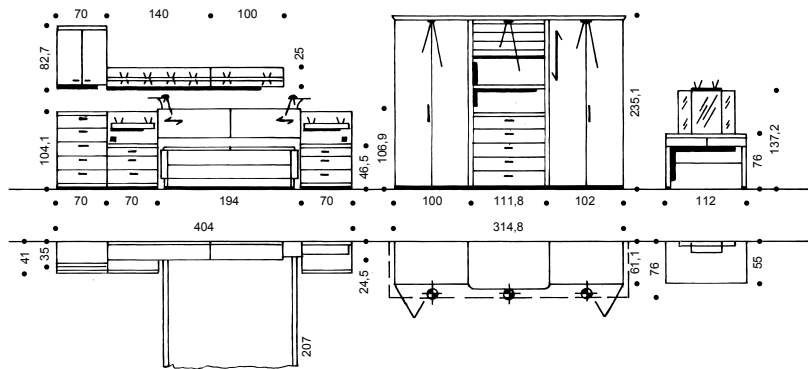
Treat yourself to VENERO II. The bed in comfortable luxury height is happy to spoil you just as much as the wardrobe with the new intermediate unit and the functional details, which are simply there for your enjoyment. Immerse your bedroom in cherry wood gold and add your individual accents. Enjoy and relax!

Accent colours

| | | | | | | | |
|---|-----------------|---|-----------------|---|-----------------|---|---------------|
|  | White lacquer |  | White lacquer |  | Cherrywood gold |  | Cocoa lacquer |
|  | Cherrywood gold |  | Light brown ash |  | Grey lacquer |  | Amberwood |

Version: cherrywood gold



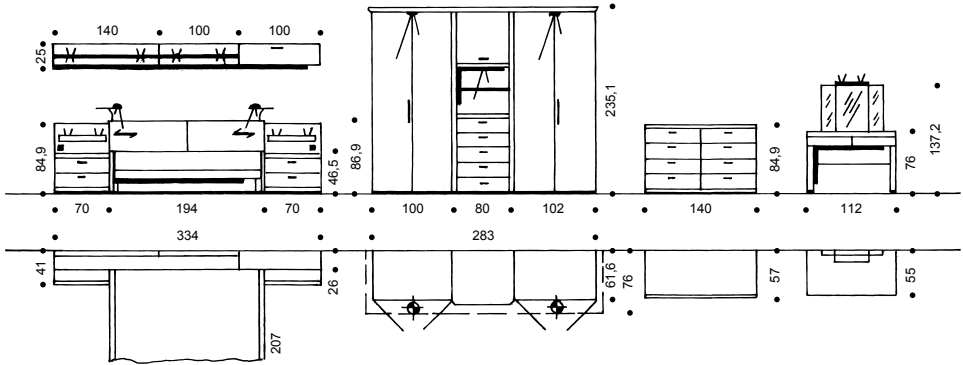


- 1 The new luxury height of the VENERO II compact bed system is not only very comfortable for lying, getting up or simply sitting, but also provides plenty of space for two practical storage drawers under each side of the bed.
- 2 VENERO II offers bed systems in three heights and many versions. There is a choice of compact or bed-on-legs systems, low or high footboards, a tone-on-tone bed frame or – as shown here – with an accent colour – you will certainly find your preferred design!
- 3 The compact bed system is multi-functional: the curved functional headboard features sliding doors, which conceal those useful bits and pieces that you want close to hand. Switches that are integrated into the side of the bed to operate the light sources around the headboard.

Small changes, big effects.

At times, the same bedroom, the same warm finish, the same bedroom range – yet a different look. The bed seems to float on its legs, thus giving the room a light and open feel,

which is echoed by the low footboard and the wardrobe's intermediate unit with open compartment.



1

Version: cherrywood gold



2



- 1 A bedroom requires plenty of light at times. VENERO II therefore offers optional light sources that deliver precisely targeted lighting around the headboard, on the angular shelf and in the cornice of the wardrobe.
- 2 There is also a choice of footboard height for the bed-on-legs system. Should you wish to use the bed as seating every now and then, you might want to select the higher footboard, which can optionally be fitted with a leather overlay.

Beautifully practical.

Ancillary units play quite an important part in the bedroom. Chests and dressing tables are not only practical but also add welcome stylish accents. The units shown here feature convincing functional details that will – despite not being instantly obvious – certainly conquer your heart.



- 1 VENERO II chests are available in many heights, widths as well as corner solutions. The one shown here is 140 cm wide and features a special depth: the extraordinary 57.0 cm allow crease-free storage of even large linen pieces in eight spacious drawers.
- 2 This dressing table with classic mirrors brings a hint of nostalgia to your home: the central section is flanked by two moveable side wings that can be adjusted to provide different perspectives. Practical: the small storage compartment.
- 3 The LED lighting above the central mirror will definitely show you in your best light. Two drawers across the entire width underneath the table top offer plenty of space for useful and beautiful objects.



1



Version: cherrywood gold

2



1 If required, you can endlessly extend your VENERO II wardrobe and mix hinged and folding doors to suit your needs. Don't forget to include intermediate unit 3, featuring a flap, open compartment, drawers and a pull-out shelf.

2 The intermediate unit 3 with two spacious compartments behind a flap is 80 cm wide. The open compartment underneath is divided by a glass shelf that will be perfect to showcase decorative objects.

3 Practical: in order for you to comfortably select your clothes, the intermediate unit 3 is optionally available with a pull-out clothes rail above the open compartment, which can be fitted with LED lighting.

3



A paradise for singles.

The perfect choice for a restful night: the 120 cm wide single bed in luxury height provides many of the comfort features of the double bed. The practical under-bed drawers can be fitted into the plinth on either side of the bed, allowing the bed to be positioned against a wall.

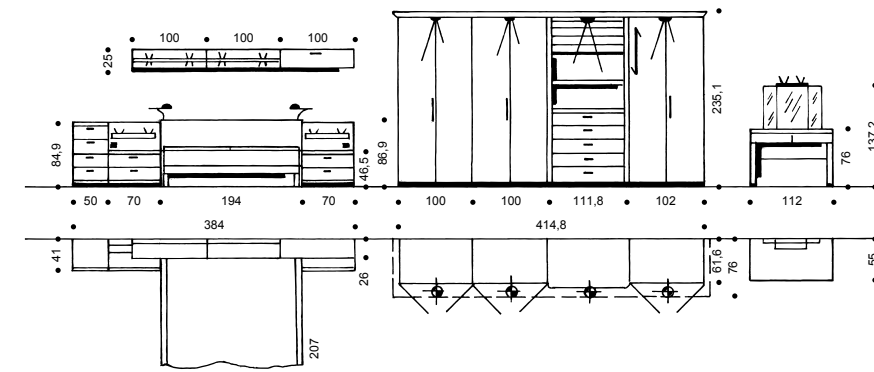


Version: cherrywood gold

Classic lines with a contemporary feel.

Plenty of white, amberwood accents and the open feel of the bed-on-legs lend this bedroom a light and uplifting feel. There is a choice of accent colours of three lacquered and

two further wood finishes. Provide your bedroom with an unmistakably individual look.



Version: white lacquer, amberwood



A source of absolute joy.

The endless add-on principle of your VENERO II wardrobe allows it to perfectly adapt to your room. The new intermediate unit with electronic design blind has a striking visual impact. The slats are available in six beautiful accent colours.



Version: white lacquer, amberwood

- 1 Intermediate unit 5 offers a remote-controlled design blind and five spacious drawers underneath the open compartment. Version 4 is the same apart from featuring two doors with a fitted wooden shelf instead of the drawers.
- 2-4 The design blind perfectly highlights the accent versions. The slats are pulled up electronically to reveal an open compartment that also offers space for a TV-unit.
- 5 Repeat the amberwood accents: the angular shelves above and next to the headboard as well as the suspended units perfectly echo the scheme.



Immerse your bedroom in the most beautiful light.

Lighting is obviously meant to brighten a dark room. Its effect, however, can be vastly different. For VENERO II, we have developed solutions that position glare-free lighting

accents exactly where you need them or simply create comfortable ambient background lighting that is soothing to the eye.



Control point. The switches for the three light sources around the headboard of the bed are integrated into the side of the bed for easy access and operation.



Swivel-mounted. The swivel-mounted LED bed reading light with white lampshade provides light exactly where required.



Convincing. If required, the console with top panel provides subtle, glare-free ambient lighting.



Enlightening. The indirect lighting, which can be fitted to either side of the curved headboard, is comfortably glare-free yet effective.



Perfectly lit. The wardrobes with cornice feature LED spotlights above each unit or above each door on request. Energy-efficient yet perfectly bright.



Tracer. The angular shelf lighting provides an attractive effect that enhances the atmosphere of the room. Optionally available with hülsta TipTronic sensor.

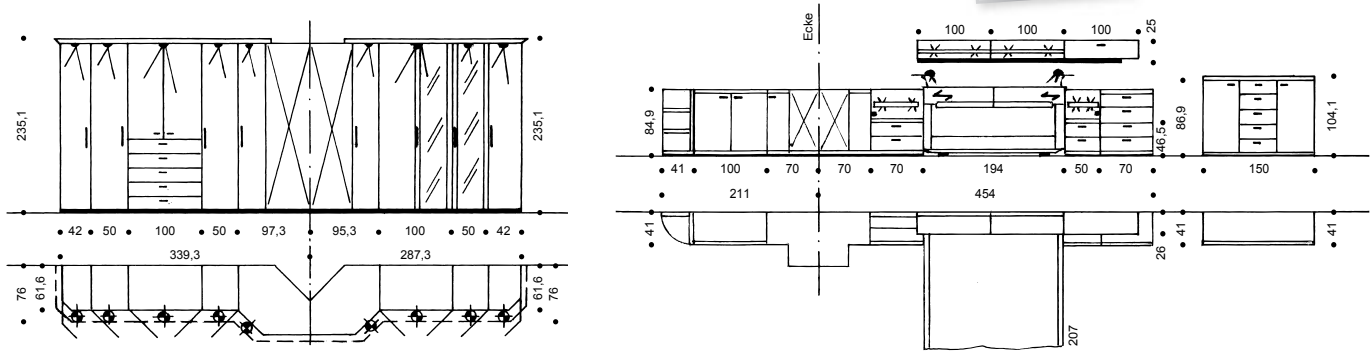


Leading the way. The LED bedside lighting for beds-on-legs is switched on and off via a motion detector. No timed intervals. The light remains switched on until you are back in bed.

Seduced by a touch of cocoa.

You will want to melt away at the sight: sweeping white lacquered fronts with a touch of cocoa on the angular shelf with indirect lighting, on the suspended unit with flap and

the stylish yet practical genuine leather overlay on the high footboard of the bed, which invites you to sit down.



Version: white lacquer, cocoa lacquer



Enjoy organising your space.

VENERO II provides a wide choice of sizes for the consoles and chests, making it easy to suit individual tastes. Everything has its space. The ancillary units make it simple to combine and plan – even around a corner. The consoles are optionally available with a shelf in a colour accent.



Version: white lacquer, cocoa lacquer



- 1 Shown here, the compact bed with low footboard. There is a choice of plain for curved headboards for the single beds. Additionally, the double bed is available with sliding doors on the functional headboard.
- 2 This VENERO II chest offers two doors, five drawers, 104.1 cm height and 150.0 cm width. There is a selection of two heights – 84.9/104.1 cm and widths between 50.0 and 150.0 cm, full access corner chests and open shelving.
- 3 Intermediate units with doors and drawers can optionally be supplied with fittings for TVs. The hinged doors are fitted with 165° hinges.





1 The high footboard with leather overlay, available for beds in 90.0 cm to 200.0 cm widths, is both practical and comfortable. The genuine leather cover is elaborately finished and available in white, black and brown-black.


2 Consoles in three heights to suit each bed height can be supplied in three versions: plain, with top panel and, as shown here, with top panel and wooden shelf. Available in 50.0 or 70.0 cm width. The standard height offers two and the luxury height offers three drawers.

3 Consoles with top panel always feature a socket that can be fitted on the right or left. Upon request, the console can be supplied with a practical, swing-up table.

4 The space underneath compact bed systems is perfect for storage. A hydraulically supported base frame makes opening easy.




Version: white lacquer, cocoa lacquer




All of the comfortable units and functions at a glance:

VENERO II beds with ultimate functionalities: the compact bed system in luxury height – with functional headboard, consoles with top panel plus wooden shelf and swing-up

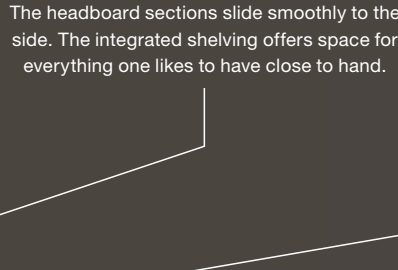
tray – leaves nothing to be desired. The functional integration and ergonomic operation of the lighting add the final touch.




Indirect headboard lighting:
Integrated into the headboard as subtle background lighting behind the storage shelf




Swing-out LED bed reading light:
Provides light where required.




Functional headboard:
The headboard sections slide smoothly to the side. The integrated shelving offers space for everything one likes to have close to hand.




Invisible extra storage:
A storage compartment with wooden shelf within the sliding sections of the functional headboard




Light drawers:
Automatic LED lighting when drawers are opened



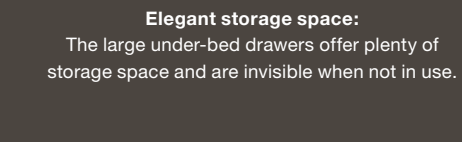
Breakfast in bed:
No problem with the swing-up tray. Underneath is a small storage space including drawers.




Integrated light switches:
Integrated into the side of the bed, these switches offer easy operation of the lighting.



High footboard:
On request with genuine leather overlay



Elegant storage space:
The large under-bed drawers offer plenty of storage space and are invisible when not in use.



Comfortable lying heights:
In standard or luxury height



VENERO II compact

hülsta

Simplistic. If you love clean and simple lines, the bed-on-legs system with the plain headboard will be the perfect choice. White lacquer with elegant amberwood accents gives this classic version a fresh and contemporary touch.



High. The high footboard is available for all three bed versions and perfectly finishes off the bed. The optional genuine leather overlay is available in white, black or brown-black.



Low. The low headboard is the same height as the sides of the bed, keeping the visual impact of the bed clear and open. It can be combined with all bed heights.



Comfortable. The shaped headboard of the compact bed system invites you to lean back; the high headboard with brown-black leather overlay is perfect for sitting. Cocoa lacquered accents bring this ensemble in white lacquer to life.



Ultimate. The compact bed in luxury height with functional headboard is an all-rounder when it comes to comfort. The warm cherrywood gold perfectly teams up with accent colours such as grey lacquer.

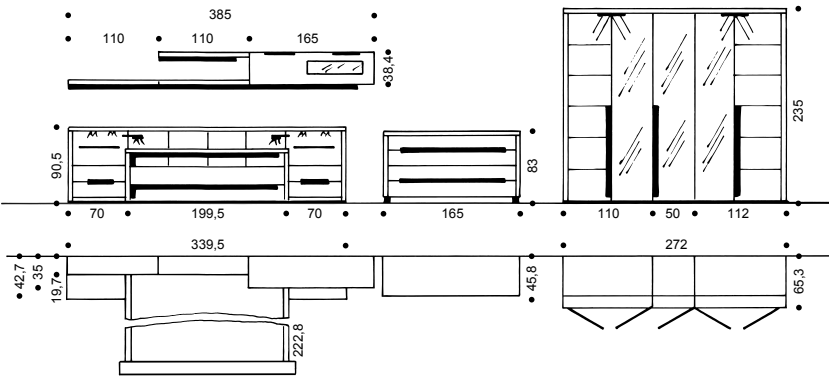






Floating. The 16.0 cm high legs of this bed provide a particularly uplifting effect. The lower section of the bed frame is available in six accent colours without extra charge.

Distinctive profile.

In order to emphasize the beauty of the wood, we have created a new haptic experience for ACREA, incorporating elaborately crafted relief-planed fronts for the ancillary units,

the footboards of the beds, the overhangs on both sides of the headboards and – optionally – the wardrobe fronts.



- | | | | |
|---|--------------------------------------|---|---------------------------------|
|  | Structured beech |  | Natural oak |
|  | Solid structured beech relief-planed |  | Solid natural oak relief-planed |

Version: structured beech Chair: D 20



Magical ambient lighting.

Ambient lighting is an essential design feature of contemporary living. ACREA offers a wide choice of beautiful lighting solutions for the bedroom.

Modern LED technology ensures energy efficiency and environmental friendliness.

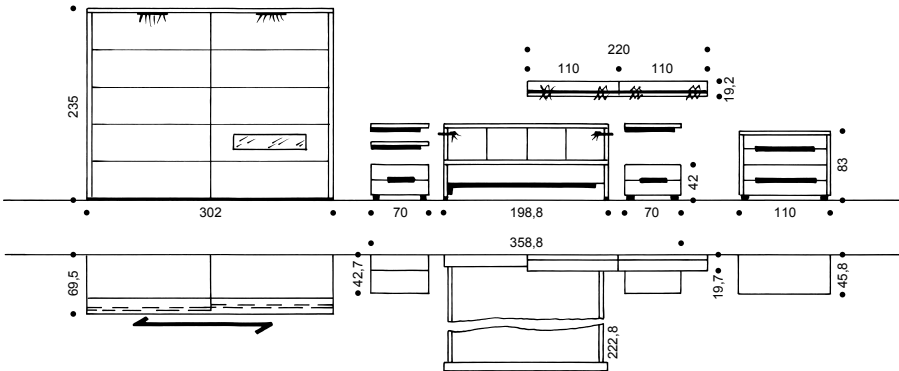
- 1 Ambient lighting, headboard overhang lighting and swing-out swan-neck bed reading lights provide glare-free brightness.
- 2 The swan-neck freely adjustable LED bed light provides the required amount of light when and where needed.
- 3 The suspended unit with flap and bronzed glass compartment is lit to great effect.




Beauty by day.

When furnished with ACREA, your bedroom does not need to shy away from daylight. The design is beautifully high-lighted by elegant lighting effects in the cornice panel of the wardrobe and the angular shelf with bronzed glass storage

which is lit to great effect. ACREA, although easy to plan, provides a striking visual impact. The open glass compartment within the sliding door adds a stunning finishing touch to your fabulous bedroom concept.



Version: structured beech


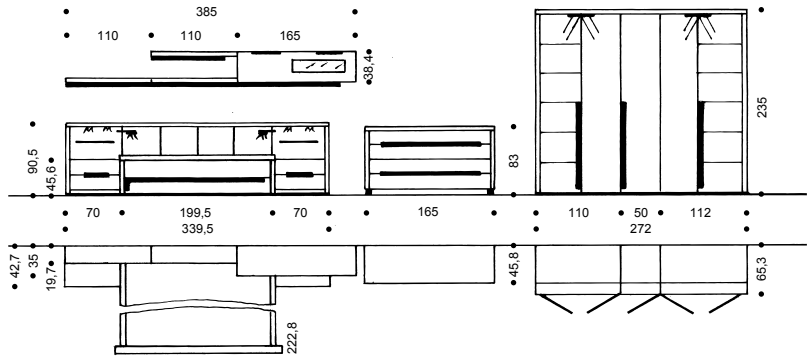


- 1 Ample storage space on a small footprint: the 110 cm wide, 82 cm high and 45.8 cm deep chest has two 1 Raster high drawers at the top and one 2 Raster high drawer at the bottom.
- 2 The wooden sliding doors of the wardrobes are optionally available with an open, bronzed glass lit compartment, which will display decorative objects to great effect.

Matt glass fronts – a brilliant idea.

The matt, glass lacquered hinged and sliding door fronts are the ideal partner for the elegant ACREA woods. The matt glass gives the white and brown-black coloured surfaces a subtle appearance, creating an elegant and homely

backdrop for the distinctive structured beech and expressive natural oak. The unobtrusive, calm design creates a beautiful atmosphere in your bedroom.

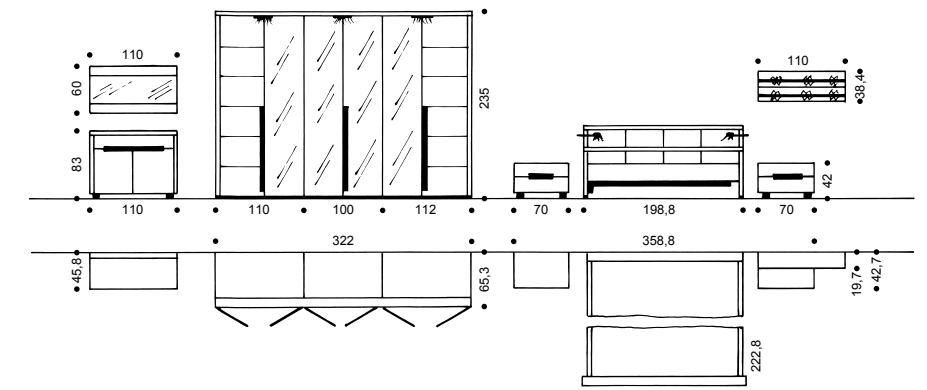


Combine natural oak with elegant, brown-black lacquered matt glass. Repeating the colour on the leather headboard and the leather covered D 20 chair adds a stunning visual impact.

Set the right tone.

ACREA allows you to design your bedroom with extraordinary colour shades. Combine natural oak or structured beech with the homely brown-black. Repeat this colour with the

genuine leather panels within the headboard and footboard of the bed, the lacquered glass doors of the wardrobe or with decorative objects or wardrobe interiors.



Version: natural oak



Perfectly balanced.

ACREA is amazing. An incredible number of different combinations can be created with a fairly small number of units and versions. Intelligent design features ensure that the overall design is beautifully balanced. The cornice

and the outer fillets of the wardrobes, for instance, form a passe-partout which is repeated in the design effect achieved by the recessed chest fronts.



Version: natural oak Chair: D 20

- 1 The vertically veneered central doors of this hinged door wardrobe work perfectly with the outer doors that feature horizontally veneered panels.
- 2 ACREA hinged door wardrobes, designed in accordance with the end-less add-on-principle, are available with mirrored doors.



Version: natural oak



Version: natural oak

Nature and art.

Remarkable: ACREA – beautifully crafted solid wood. The footboards of the beds feature a 9 cm wide solid frame with dovetail joints. Elegant details create an individual

bedroom. The wooden frame of the bronzed mirror is relief-planed and available in 110 cm or 140 cm width to match the chest.



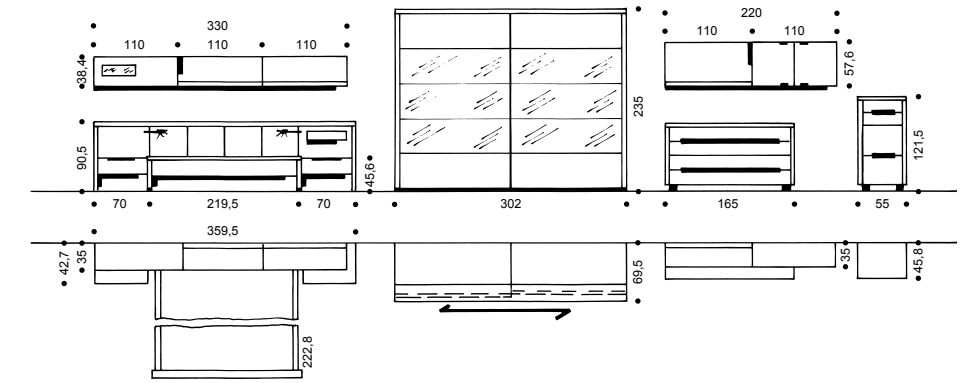
1 The high version of the footboard features a distinctive design: above the relief-planed section, there is space for a genuine leather panel that matches the genuine leather panel in the headboard. Available in white or brown-black leather.

2 A practical duo in the bedroom: the 110 cm wide chest with one drawer and two wooden doors plus a fitted wooden shelf. The mirror with bronzed glass perfectly matches the width of the chest.

Horizons and views.

A strikingly simple, natural design and an emphasis on horizontal lines are ACREA's defining features. Create a comfortable bedroom that will enable you to rest and completely

relax. The sliding door wardrobe in wood panel design with central lacquered glass panels adding white or brown-black accents will certainly have a calming effect.



Version: natural oak



An exquisite accessory.

ACREA's classic chest features a natural design. The "landscape format" is available with 3 drawers in 110 cm or 165 cm width or with 1 drawer at the top and 2 hinged doors in

110 cm width. The slim 55 cm wide "portrait format" features 4 drawers and is 121.5 cm high. Beautifully integrated handles enhance the natural design of this range.



1 The high chest adds a vertical accent to the mainly horizontal ACREA design concept. Apart from this visual effect, the two 1 Raster high drawers and the two 2 Raster high drawers provide practical storage.

2 Bits and pieces are always at hand in the bronzed glass cube on the headboard overhang. Alternatively, it is available with a 37 cm or 52 cm wide glass shelf, which is lit to great effect by the headboard lighting.



3 Clever design feature: this chest features two 1 Raster drawers at the top and one 2 Raster drawer at the bottom. Divided drawer frames provide exceptional stability across the entire 165 cm width.



Authentic. ACREA delivers natural sleeping comfort. Structured beech and natural oak provide a comfortable atmosphere, beautifully enhanced by the look and feel of the relief-planed surfaces.



Solitary. This combination of a bed with a low footboard, freestanding console and small wall mounted shelf plus angular shelf with bronzed glass and lighting creates a contemporary, light and open effect.



Connected. The headboard overhang visually connects the freestanding consoles with the bed concept. The wall mounted shelves above and the relief-planed footboard emphasize the horizontal lines.



Freestanding. The freestanding console features 2 drawers with integrated handles and is available in 55 cm or 70 cm widths. With a depth of 42 cm and a height of 42.7 cm, it provides ample storage next to the bed.



Suspended. The bed with headboard overhangs on both sides is available with a suspended 1 Raster high console featuring 1 drawer providing a light and airy design.

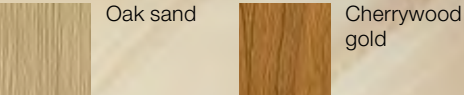


Higher. Beds with high footboards feature a genuine leather panel in the upper section of the footboard in the same colour as the genuine leather panel of the headboard. Available in white or brown-black.



Lower. Elegant: the lower version of the footboard features – as does the high version – a 9 cm wide solid frame construction with visible dovetail joints.

Some days are just made for being good days.



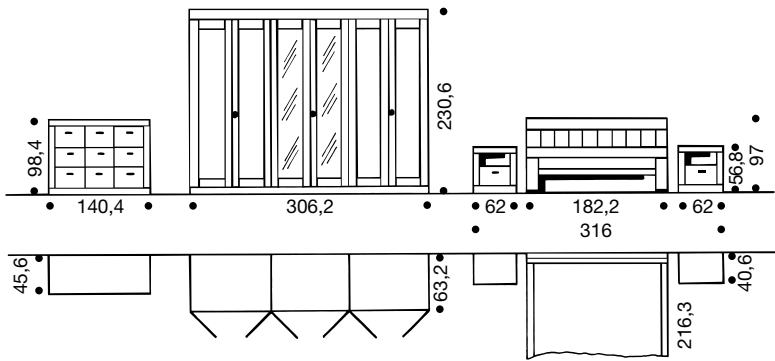
CASAnotte

Version: cherry wood gold

Life is too short for compromises.

Oak sand surfaces are the finest way of giving a larger suite a somewhat lighter and serene appearance. Especially when the surface treatment is as fine as that shown in the

CASAnotte units. So the hinged door wardrobe cannot only be extended endlessly – its optional wooden or mirror panel also gives it a most striking look.

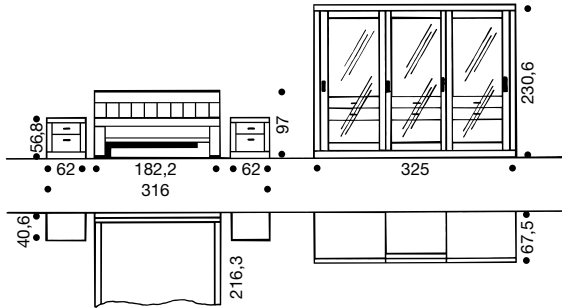


1 The matching-sized drawers imitate the classical form of the chest. In spite of their modern interpretation by CASAnotte – you can both see and feel the ethos of the manufacturing procedures involved: in the fine gaps in the drawers, in the magnificent surfaces and in the handles, all of which are impeccably made.



Character is no coincidence.

True character is not a single trait, it is the sum of many: the bed from CASAnotte with its profiled legs in various sizes shows a variety of faces and is most expressive – also when it includes a day cover and matching cushions.



Version: oak sand



Storage space. Chests with a striking design and practical proportions. Anything stored away here has found a good place.



Back and forth. As if the look alone was not luxurious enough: the chests from CASAnotte are fitted with the wonderfully silent hülsta SoftFlow device. The cushioned automatic closing device is a real joy.



Elaborate. Manufactured by the craftsman and available in many versions. For example, there is also a matching day cover for the bed-on-legs with the low straight footboard.




To variety! To craftsmanship! The mitre joints – as these 45° connections are named – meet so perfectly that they are a joy to look at. Crowned by a cover shelf whose curved rims are just as finely manufactured as the surface itself.


The day has a dessert: walnut with white cream.

FLAVO represents nature in its most cultivated form. A fine wood that reflects all of its charm in its high-quality finish. That is why the result is perfect harmony when


elegant high-gloss cream white is combined with walnut in the front sections of the wardrobes. Because both surfaces have been treated with a love of detail.



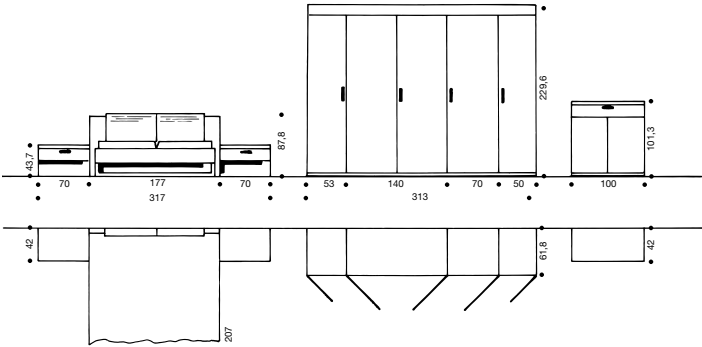
Structured beech



Walnut



High-gloss cream white
(for wardrobe fronts)



Version: walnut, high-gloss cream white



FLAVO

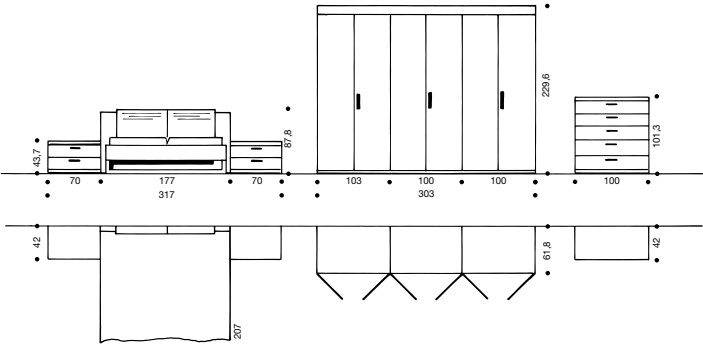



Version: structured beech, high-gloss cream white

Structure is what gives days their form. Structured beech gives them class.

FLAVO is a system of solitary units. Of real gems that match perfectly. When structured beech sets the tone, every component can be varied and altered individually. For example

a hinged door wardrobe that becomes a highlight with its high-gloss cream white doors and straight cornice. The warm structure remains!






Working with your head. You do not only feel comfortable when lying in bed, but also when sitting, reading or watching TV. At least you do when the bed headboard – as is the case with FLAVO – has a comfortable, high-quality leather cover.



Craftsmanship. You simply cannot get away from the fascination of the craftsmen's art. You would like to stroke this beautifully manufactured piece with your hands and sense the natural charm of the wood.



Comfortable. Dovetails, rectangular look, integrated handle and drawers with SoftFlow technology. To match all of this, the fixing of the wall mounted shelf should be invisible.


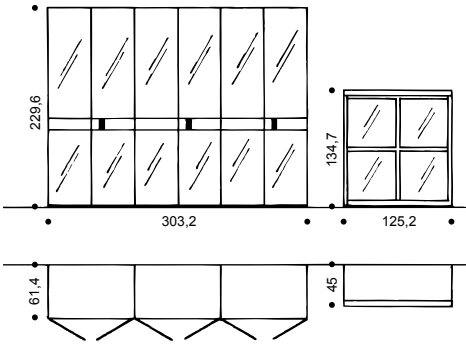
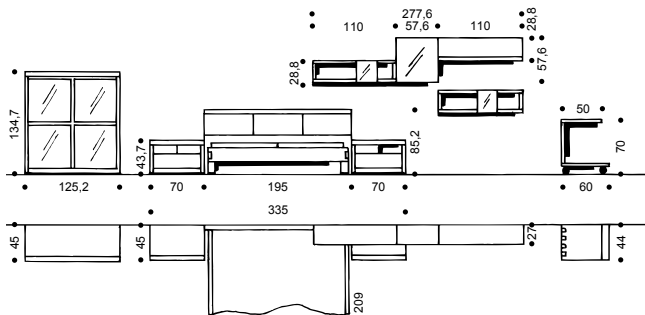


Footnote. FLAVO beds feature perfectly crafted wooden arched supports that greatly contribute to the natural feel of your bedroom. Available in two lying heights: bed in mattress height 1 on 18.2 cm high arched wooden supports and bed in mattress height 2 on 23.2 cm high arched wooden supports.

The secret of MANIT is the power of tranquillity.

An excitingly tranquil picture? This is not a contradiction in itself: solid oak and MANIT's geometric shapes provide

warmth, tranquillity and comfort, whilst the perfectly finished glass and leather surfaces add a striking contrast.

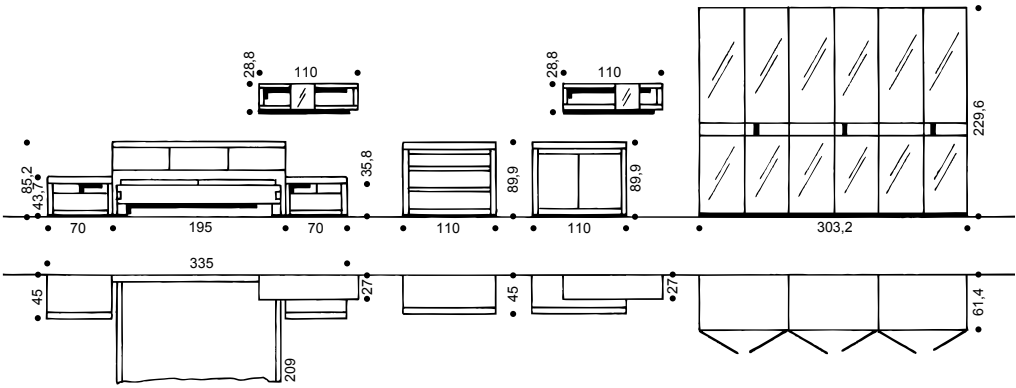


Version: solid oak sand, white lacquered glass

Why should values suddenly become old-fashioned?

MANIT is a modern classic meticulously finished down to the last detail and a simply perfect example of our commitment to durability, quality and craftsmanship. These

values ensure enjoyment for years to come and belong together just as solid alder and white glass.



Version: solid alder, white lacquered glass



Version: solid alder

- 1 If you take away every unnecessary feature from the design of a chest, you get close to MANIT. In combination with the wood carcass, the doors with the white glass look simple yet elegant.
- 2 Understatement: the hinged door wardrobes are also available with plain wooden doors, which beautifully highlight the solid wood finishes.

Brilliant prospects.

The white or brown glass fronts of the endlessly extendable hinged door wardrobes provide not only ample storage space but also make a stunning visual impact. The combination of white or brown glass with solid alder or solid oak sand certainly is a highlight for any room.



Version: solid alder, brown lacquered glass



Wood plus wood. Solid wood is the perfect material for beautiful high-quality joints between edges and legs of beds.



Surface plus wood. A slim solid alder panel adds an interesting structure to large surfaces. Elegantly recessed handles and a slim wooden frame add character to the front.



Glass plus wood. Suspended units provide endless design ideas to create an interesting shelving solution. Polished glass surfaces make for an ideal contrast to oak sand.



Wood plus high-gloss. The combination of contrasting materials – white glass doors and an oak sand frame – perfectly highlights this beautiful design.




ruf | BETTEN
Perfektion der Sinne

Luxury dreams
with a 5-star feeling.



Luxurious lying in an entirely new dimension:

VERONESSE enables you to enjoy the unique QLX-4-component sleeping comfort – an entirely new interpretation of the well-known box spring system. Its secret: four matching comfort levels with all-round ventilation. You'll notice the effects immediately: complete relaxation of body and mind thanks to the unique weightless feeling of lying.



DESIGN MATTHIAS ROSSOW

www.ruf-betten.de

MULTI-FORMA II ROOM FOR ENDLESS POSSIBILITIES.

A wardrobe system is setting new benchmarks!



Room for endless possibilities.

How would you like your new wardrobe? Should it offer intelligent storage behind doors with beautiful handles? Or will it make use of an unused recess? Would you like a walk-in wardrobe? Or even a dressing room with plenty of space to organise, select and try on your clothes?

Irrespective of the amount of available space, MULTI-FORMA II will be the perfect choice, offering wardrobes with hinged, folding or sliding doors as well as recess and room solutions. Functional intermediate units give the endless add-on wardrobe front system a light and airy feel. There has never been such a versatile and adaptable hülsta wardrobe system.

By combining standard MULTI-FORMA II units, standard widths in 10 cm steps can be achieved. New heights of up to 337.8 cm allow ceiling-high solutions even for very high rooms. If you require special widths, heights or depths in order to find a perfect solution for a difficult room layout, then take advantage of our width, height or depth reductions for a made-to-measure wardrobe. Without extra charge of course! Side and rear cuts are also feasible, thus ensuring that the wardrobe can be fitted underneath a sloping ceiling for instance.

Considering the size of the front surfaces, the choice of finish is of particular importance. MULTI-FORMA II is available in 6 different designs, four lacquered, four high-gloss and five wood finishes – simply make your choice. Using clear glass, BlackMagic glass or coloured lacquered glass, stunning intermediate units add lively accents. All of the finishes can be combined with one another. Your new wardrobe will therefore perfectly match any existing hülsta or other bedroom in style and colour.

Without a doubt: the interior fittings of your wardrobe define its practical value. hülsta therefore provides a wide choice of possibilities to organise your wardrobe space whilst making perfect use of it. The functionality is matched by its style: three attractive finishes, numerous lighting options for ambient lighting plus, of course, hülsta's excellent craftsmanship and use of high-quality materials ensure that you will be able to enjoy your new MULTI-FORMA II wardrobe for years to come.



Hinged and folding doors

Pages 394-411



These are the all-rounders among the MULTI-FORMA II wardrobe solutions. Whilst incredibly versatile in standard sizes, they are particularly suitable for bespoke productions. If you want to make the most of the avail-

able space and ceiling height, hinged and folding doors with corner solutions and intermediate units are an ideal choice. Easy planning, perfect fit, excellent combinations.

Sliding doors

Pages 412-419



Sliding doors make a beautiful style statement whilst offering strong practical advantages. The MULTI-FORMA II sliding door wardrobes are a striking space-saving solution and the wide choice of designs and finishes makes them an ideal partner for all hülsta bedrooms.

hülsta technology ensures effortless opening and closing of the doors.

Room and recess system

Pages 420-425



New: MULTI-FORMA II is now also available as a walk-in wardrobe or integrated recess system. There is a large selection of sizes and functions, the system is easy to plan and bespoke productions provide perfect solutions for individual room layouts. A choice of fini-

shes can be combined to suit existing interiors. The independent front system guarantees a perfect fit to any-size room and any layout.

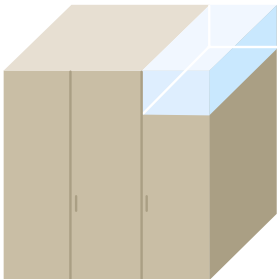
All of the surface versions at a glance.

| | | | | | | | | | |
|---|-----------------------|---|------------------|---|-----------------|---|------------------|---|-----------------|
|  | White lacquer |  | Sand lacquer |  | Grey lacquer |  | Cocoa lacquer | | |
|  | High-gloss pure white |  | High-gloss white |  | High-gloss sand |  | High-gloss cocoa | | |
|  | Structured beech |  | Oak mocca |  | Light brown ash |  | Core walnut |  | Cherrywood gold |

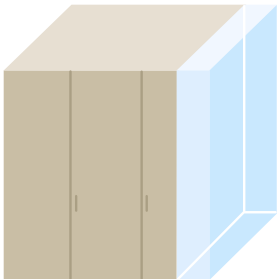
Diversity of shapes – individually tailored.

MULTI-FORMA II is an expert at going all the way up to the ceiling of your home. The wide choice of units and sizes of this wardrobe system provides instant solutions to difficult room situations. If that is not sufficient, bespoke productions ensure a perfect fit to the room.

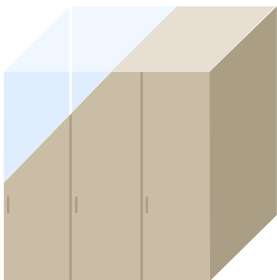
Wardrobe system: MULTI-FORMA II DESIGN A Version: sand lacquer
Bed unit: ELUMO II Version: white lacquer, genuine white leather



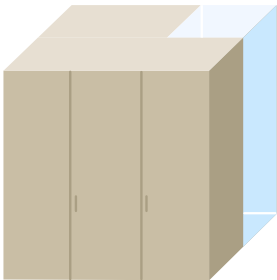
Special heights.
The standard sizes of the MULTI-FORMA II wardrobe units can be reduced in height in 1.0 mm increments **without extra charge**.



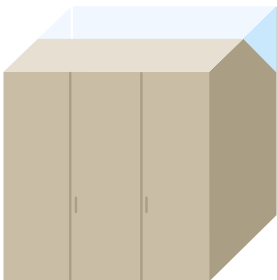
Special widths.
By combining standard MULTI-FORMA II units, standard widths in 10 cm steps can be achieved. Individual width reductions can be carried out in 1.0 cm increments. **Without extra charge.**



Side cuts.
One-door hinged door wardrobes and the carcasses of the MULTI-FORMA II room and recess systems can be cut to size on the sides.



Special depths.
The free of charge depth reductions in 1.0 cm increments allows all of the MULTI-FORMA II wardrobe units to individually adapt to any room layout.



Rear cuts.
As the fronts of the units remain untouched, rear cuts are feasible for any door version. MULTI-FORMA II therefore perfectly adapts even to difficult room situations.

Up, up and away with MULTI-FORMA II.

The endless add-on principle for hinged and sliding door wardrobes plus the introduction of new heights ensure that hülsta systems make optimum use of the available space. Hinged door wardrobes are available in 229.6 cm and

268.0 cm height, with add-on top units up to a maximum carcass height of 337.8 cm. Wardrobes can therefore be fitted up to the ceiling, even in very high rooms.

Version: white lacquer Design A Bed unit: ELUMO II



Hinged and folding door wardrobes

MULTI-FORMA II offers hinged and folding door wardrobes that provide flexible solutions to suit your personal requirements. Sizes, storage space and the versatility of units and designs make this wardrobe system more variable than any other.

There is a choice of three standard heights up to a maximum of 337.8 cm. In addition to that, the height can be reduced in 1.0 mm increments without extra charge.

The endless add-on principle for wardrobes is an early invention by hülsta. Our hinged and folding door wardrobes can also be endlessly extended to create the required wardrobe space. Units in seven standard widths (outer dimensions), ranging from 42.0 cm to 202.0 cm, provide wardrobe widths in 10 cm steps. If that is not sufficient, we offer free of charge width reductions to suit the respective room.

Our practical interior fittings ensure perfect use and organisation of your wardrobe space. Numerous functional units, drawers and pull-out units can be easily combined and planned to suit the selected units. The wardrobe interiors are available in white lacquer as well as in light and dark interior veneer.

MULTI-FORMA II is available in five different front designs for the hinged and folding door versions. The selection of attractive finishes ensures that the wardrobes perfectly match virtually all of the hülsta bedroom ranges. DESIGNS G, L and F combine two finishes. Hinged and folding door wardrobes can be placed right next to one another. Should you wish to create a more open feel, simply choose an intermediate unit, which will be both stylish and practical.



Creativity shows individuality.

There is no reason why a bedroom cannot be your favourite room even when you are awake. This combination of interior design and furnishings, lighting effects and subtle impact

of the surfaces will make it possible. DESIGN L offers four high-gloss fronts and nine appliqué finishes that can be combined according to taste.

Version: white lacquer, high-gloss white
Design L **Bed unit:** ELUMO II



Reflective surfaces bring a light, uplifting feel to the room and create an illusion of space. Additionally, a large mirrored area is very practical in a dressing room. DESIGN A with mirrored fronts is available for all MULTI-FORMA II wardrobe versions.

Charmingly unpretentious.

DESIGN A in sand lacquer provides subtle elegance. The inside is highly practical. The two sides of the ceiling-high hinged door wardrobe are connected by a hinged door unit

with a 90° full access corner, which makes use of every angle. The shaped end unit looks stunning and leaves plenty of room to walk by.

Version: sand lacquer Design A Bed unit: ELUMO II





Open for convincing solutions.

The intermediate unit with vertical sliding door offers two open compartments, one of which is concealed at any time. 75.2 cm wide and 51.5 cm deep, they offer plenty of space

for decorative objects. The drawers are fitted with hülsta SoftFlow, ensuring effortless opening for full access, even when heavily loaded, and soft closing.



Version: white lacquer Design A Bed unit: ELUMO II




1 The high-quality bracket guarantees easy handling and perfect running of the sliding door. The door silently slides into the required position and then brakes softly.

High-gloss and high-tech for highest requirements.

The intermediate unit with glass design blind is an ideal partner for the elegant high-gloss fronts and gloss chrome handles. The glass design blind can be lacquered in five optional colours.

Version: white lacquer, high-gloss white Design A



1 The slats of the electronically controlled design blind made from lacquered glass are pulled up almost silently to reveal the space behind. Once completely pulled up, they are barely visible.

2 Easy to handle: the design blind can be controlled by lightly touching the remote control to operate the virtually silent mechanism.



A jewel for your bedroom.

A simply stunning white wardrobe! DESIGN A in high-gloss white gives the front a glamorous look. The intermediate unit featuring a folding door with integrated glass section makes

it unique. When opening the door, the glass section is easily accessible from the inside. There is a choice of holders for necklaces, watches or rings.



Version: white lacquer, high-gloss white **Design A**
Bed unit: METIS plus



1 Watches have long since become fashion accessories, which means that, to match every outfit, more than one is needed. True watch collectors will be delighted with this option.

2 A woman can never have too many beautiful rings. The ones that don't belong in the safe should certainly be on show until they are worn again. The ring holder for the glass section displays the favourites and gives the wardrobe a unique look.

A sophisticated design.

If you love a tasteful ambience that offers space for small pieces of art and beautiful objects, then treat yourself to the intermediate unit with protruding feature door. The in-

tegrated glass section provides a small, but elegant display area for decorative objects. The frame is available in MULTI-FORMA II lacquer and wood finishes.

Version: white lacquer Design A Bed unit and modular units: METIS plus





SLIDING DOOR WARDROBES

The MULTI-FORMA II sliding door wardrobes feature a distinctive look. The technology makes it possible to use larger doors, giving the fronts a calm and clean touch. However, they do not look overpowering, as the five designs with interesting details add structure to the surfaces and create a balanced entity with every hülsta bedroom range.

Each design is available in a wide choice of finishes. If appliqués are part of the design, endless individual front combinations are possible: tone-on-tone, lacquer – high-gloss lacquer, lacquer – wood, wood – high-gloss. The extraordinary SOLOIST features a completely different design on the centre door.

The practical advantages of a sliding door wardrobe are obvious: space-saving – whilst hinged and folding doors require space for opening in front of the carcasses, the sliding door wardrobe can be fully opened, even if there is limited space. DESIGN A and M can be supplied with large mirrored fronts which are helpful when choosing an outfit and have a spectacular effect on the room.

The standard sizes of the sliding door wardrobes can be cut to size with free of charge height, width and depth reductions in 1.0 cm increments. The large doors are still user-friendly though: patented hülsta brackets ensure that the sliding doors run effortlessly, brake gently and softly close using an auto-pull in device.



Add a touch of the Far East.

Why not bring a touch of the Far East into your home? DESIGN L featuring fine lines on the doors resembles traditional Japanese architecture. The high-gloss fronts are

available in four finishes; appliqués in four lacquered and five wood finishes add stunning accents.

Version: white lacquer, high-gloss white, sand lacquer Design L Bed unit: ELUMO II



Style is the beauty of the mind.

It is easy to show good taste and a clear sense of style: simply choose a MULTI-FORMA II sliding door wardrobe in the simplistic DESIGN M. Select one of the four finishes each

in lacquer, high-gloss or wood, which will be framed by an aluminium coloured profile, and enjoy the result.

Version: white lacquer, high-gloss white **Design M** **Bed unit:** MIOLETTO





Sliding doors in hülsta quality are fitted with a cushioning bracket and brush seals. They glide easily on their innovative guide rails. The patented hülsta air-cushioned SoftGlide device ensures that the doors close gently and automatically. If required, an electric opening system can make operating the doors even easier. You might be surprised!

Soloists stand out because of their outstanding performances.

At first glance, the main difference of the SOLOIST compared to other front solutions is the elaborate wood appliqué of the central sliding door. This design always features three

doors and is available in four widths. There is a choice of ten finishes for the doors either side. Integrated handles are possible in five versions.

Version: white lacquer, core walnut
SOLOIST Bed unit: ELUMO II



The appliqué on the central door of the SOLOIST highlights the meticulous craftsmanship. The choice of high-quality finishes for this expressive design feature is either core walnut or light brown ash.

Room and recess system

Welcome to the kingdom of unlimited possibilities! hülsta's universal wardrobe system MULTI-FORMA II conquers recesses and room space. Whether you want to make use of a small recess or create a generously sized walk-in wardrobe – the flexible room and recess system will deliver extraordinary solutions for any requirement.

The basic principle makes design and implementation easy: fronts and open wardrobes are independent of one another. The front system can be designed and used irrespective of the carcass design as a stylish door for the walk-in wardrobe. The sliding doors in DESIGN A are available in four lacquers, four high-gloss and five attractive wood finishes. There is a choice of matt chrome or high-gloss chrome for the integrated handles. The sliding doors are fitted with a soft closing device on one or both sides and run effortlessly in aluminium tracks.

The respective carcass system offers all of the options of the hülsta endless add-on principle: numerous standard widths in 10.0 cm steps. Free of charge height, widths and depth reductions in 1.0 cm increments and perfect corner solutions ensure that the walk-in wardrobe maximises the use of the available space. The choice of light and dark interior veneers as well as white lacquer for the carcass system makes this a striking wardrobe solution.

MULTI-FORMA II delivers a perfect combination of compelling design and high functionality. The extensive range of interior fittings includes individual units and popular combinations as sets. Innovative lighting ideas immerse the room in a fascinating light. The storage island, designed as a room divider, provides additional storage space and comfortable seating.





You will be the envy of your friends!

Who wouldn't dream of such a walk-in wardrobe? Tailored exactly to the existing room dimensions, MULTI-FORMA II does not waste an inch of precious space. In a matching

finish, the functional wardrobe interior fittings offer space for everything.



The open MULTI-FORMA II carcass system offers ceiling-height units, corner combinations and a wide choice of standard widths and heights, thus making it an ideal choice to deliver instant solutions for many requirements. If bespoke productions are required, our height, widths and depth reductions are perfect to accommodate these requirements. The standard sizes can be reduced in 1.0 cm increments – without additional cost of course. Side and rear cuts will be particularly useful in the case of difficult room layouts, such as sloping ceilings.

Once the carcass system has been designed, the interior fittings can be added. Drawers, even for special use, sets and inserts, fitted shelves, box drawers, tie and trouser holders, clothes lifts, mirrors, coat hangers, fabric boxes and much more will turn your wardrobe into a fabulously practical space. Everything has its place, perfect organisation will be a piece of cake.

The carcass and interior fittings are available in three finishes: light or dark interior veneer and white lacquer. In addition to the ceiling lights, the LED-lighting provides comfortably bright yet atmospheric lighting. The room divider storage island has been designed to provide additional storage and seating. It can be used from both sides, features six drawers at the front and four compartments below the bench, which is upholstered in genuine black leather, at the back.

When everything has its place, keeping the wardrobe tidy is easy.

MULTI-FORMA II is happy to showcase the storage possibilities of a simple recess. The functional units that are part of our versatile interior fittings use every inch of space.

The interior fittings are available in white lacquer as well as in light and – as shown here – dark interior veneer.

Version: dark interior veneer



Your wardrobe can be much more practical.

If you believe that clothes rails and fitted shelves are all there is to wardrobe interiors, then have a closer look at hülsta's countless options featuring functional units in many sizes

and three different finishes. Suitable for all hülsta wardrobe systems; herewith a small selection of available options.



Lingerie drawer. Clever ideas to combat untidiness in drawers are our speciality. We therefore offer specially divided drawers, which keep your lingerie tidy and organised.



A perfect idea for ties. If you possess more than two ties, you will be delighted with this drawer that perfectly presents your collection. Positive add-on effect: the sensitive material is well protected.



Clothes lift. With one movement, hanging clothes can be brought to a comfortable height, when you want to take them off the rail or hang them back on. The pull-out clothes rail is fitted with a mechanism that ensures reliable braking even when fully loaded.



Pull-out tie rack. This tie rack can hold a maximum of 22 ties, saves plenty of space and protects the fabric. The pull-out feature makes selection easy. The holder can be fitted to a clothes rail and a back panel.



Box drawer. Put an end to untidiness – there is no need to search for all the small bits and pieces, which tend to mysteriously disappear in a wardrobe without practical interior fittings. The practical box drawers are covered with fine fabric and feature small openings for pulling the boxes out.



Shelf compartment. A perfect solution for freshly ironed shirts and blouses! Crease-free storage ensures that the clothes stay in perfect condition. The lower drawers with glass front provide space for accessories.



Pull-out trouser rack. In order to make perfect use of the available height, the trousers can be folded over on this rack. The pull-out mechanism ensures that the trousers can easily be hung up or taken off the rack in front of the wardrobe carcass.

The very best for
your furniture.



Furniture Intensive Care

Cleans, nurtures and protects, all in one
Particularly suited for the intensive care of
solid or veneered wooden furniture.



fixneu Polishes

Extra strong cleaning
Stressed woods are revived, stains
and small scratches are removed.



Staubmeister Furniture Wet Wipes

7 Days less dust
Modern high-gloss surfaces are cleaned
quickly, without leaving streaks.

POLIBOY retains the beauty and value of your furniture.
With its valuable natural oils POLIBOY cleans, nurtures and
protects your premium furniture surfaces.



Good reasons
for sweet dreams.

SLEEPING SYSTEMS (BASE FRAMES & MATTRESSES)

| | | | |
|-------------------------|---|---------|--|
| 434-435 | The perfect bed fittings | 460-461 | Motor-driven base frames |
| 436-437 | We belong together: Base frames and mattresses | 462-463 | TOP MOVE 100 |
| 438-439 | You always lie right this way! Overview – matrix Base frames/Mattresses | 464-465 | hülsta DUOs (base frames and mattresses at favourable dream prices!) |
| 440-441 | Body support – Acclimatisation – Pressure relief | 466-467 | AIR DREAM K 2000 pillow |
| 442-443 | Lying correctly – 3 firmness levels – 3 cover versions | 468-469 | hülsta baby's mattress KID AIR 3000 |
| NEW | | | |
| The hülsta mattresses: | | | |
| 444 | AIR DREAM 2000 | | |
| 445 | AIR DREAM 4000 | | |
| 446-447 | AIR DREAM 7000 | | |
| 448-449 | AIR DREAM 8000 THERMO | | |
| 450-451 | The hülsta EASY CLIMATE mattress | | NEW |
| 452 | TOP POINT 2000 | | NEW |
| 453 | TOP POINT 4000 (Our test winner!) | | |
| 454-455 | Quality and function – The best base slat in the world! | | |
| The hülsta base frames: | | | |
| 456 | EASY FLEX | | |
| 457 | ALL FLEX (Our test winner!) | | |
| 458 | CREA FLEX | | NEW |
| 459 | LEVEL FLEX II | | |

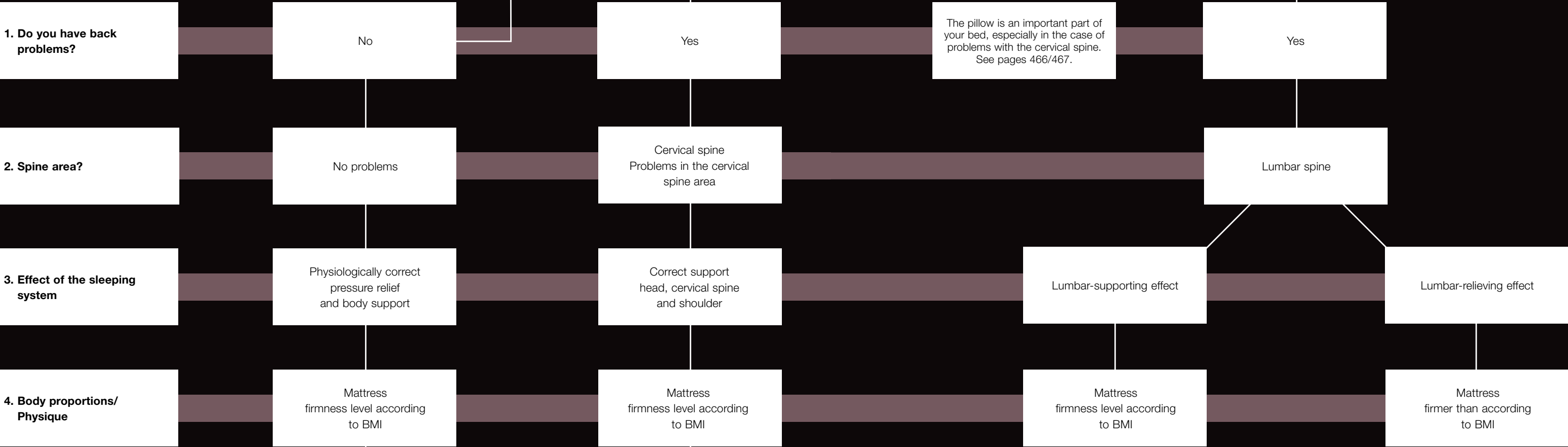


Order the complete “Sleeping
systems” catalogue at
www.huelsta.com


Six important questions when selecting a mattress:



The pillow is an important part of your bed, especially in the case of problems with the cervical spine. See pages 466/467.




5. Air circulation



Gets cold quickly

Example of a mattress core for a nice warm bed. (here: AIR DREAM 2000)
Warmer or cooler mattress types can be found on page 438/439.

* HR = High resilient = highly elastic = genuine cold foam



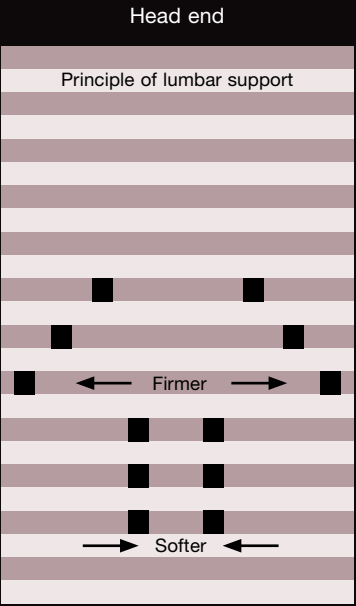
Perspires quickly

Example of a mattress core for a cooler lying surface. (here: AIR DREAM 4000 + OUTLAST® cover)

6. Problems with reflux, asthma, dizziness etc.?




A slightly adjusted back section can provide effective help in the case of reflux, asthma, dizziness when lying flat, snoring etc. hülsta base frames feature mechanical or motorised adjustment and offer the correct back section lengths and adjustment angles.



Lumbar support

Firm setting in lumbar zone (Firmest setting particularly in the area of 4./5. lumbar vertebrae.)
Soft setting in pelvic zone/pelvic base

With the buttocks sinking into the mattress more deeply, the lumbar spine is better supported. The individual firmer adjustment in the lumbar area provides the required lumbar spine support.



Lumbar relief

Soft setting in lumbar zone (flatter lumbar spine)
Firm setting in pelvic zone

With the buttocks sinking into the mattress less deeply, the lumbar spine is supported less and can rest flatter. The stretched-out lumbar spine brings the required relief.


BASE FRAME AND MATTRESS
A PERFECT COMBINATION

Pocket spring core system

TOP POINT 4000
with micro springs




TOP POINT 2000



The base frame
for pocket spring core mattresses



CREA FLEX
Extremely flexible;
slat adjustment



TOP MOVE
Invisible adjust-
ment technology
using 2 motors



ALL FLEX
Good elasticity

Universal base frames suitable for all mattresses.

BACK PROBLEMS?
We recommend a multi-functional, adjustable
base frame + HR* cold foam mattress

Cold foam system

* HR = High resilient = highly elastic = genuine cold foam




AIR DREAM 8000 THERMO
with Visco therm foam




20 cm
core height

AIR DREAM 7000




20 cm
core height

AIR DREAM 4000 with
middle spacer fabric layer



16 cm
core height


AIR DREAM 2000



The base frame
for cold foam and Latex mattresses



LEVEL FLEX
Extremely flexible
using steplessly
adjustable slats;
widest choice of
body support
possibilities



TOP MOVE
Invisible adjust-
ment technology
using 2 motors



ALL FLEX
Good elasticity







Universal base frames suitable for all mattresses.

How firm should a mattress be?

Weight alone is not the only criterion for the choice of a mattress; size and the body’s proportions must also be taken into consideration. The choice of firmness level

also depends upon individual comfort preferences as long as the basic physiological requirements for body support are still being respected.

Pocket spring core mattress system

| | TOP POINT 2000 | TOP POINT 4000 |
|--|--|--|
| CREA FLEX The base frame for all pocket spring core mattresses | 16 cm thick core  3 firmness levels | 20 cm thick core  3 firmness levels |
| ALL FLEX Universal base frame suitable for all mattresses | 16 cm thick core  3 firmness levels | 20 cm thick core  3 firmness levels |
| TOP MOVE 100 Universal motor-driven base frame suitable for all sufficiently flexible mattresses | 16 cm thick core  3 firmness levels | 20 cm thick core  3 firmness levels |

hülsta only offers the very best spring core mattresses, micro cylinder pocket spring core mattresses. The TOP POINT range offers 2 types, featuring different core heights and a 7-zone construction for perfect support of the entire body. Both mattress types are exceptionally comfortable. The base frame has little impact on the body-supporting properties of the mattresses.

Body Mass Index (BMI)

The internationally recognised Body Mass Index (BMI) is the basis for the choice of firmness level of the mattress. In the case of back problems, an individual, problem-oriented determination of the firmness level should be made.

The BMI is calculated using a simple formula.
Example:




Body weight 75 kg

$$\frac{75}{(1,78\text{ m})^2} = \text{BMI } 23,67$$








Body height (1,78 m)² 3,1684

Firmness level of the mattress

Recognisable by the colour:

-  Soft, Body Mass Index ~ ≤ 25
or in case a particularly soft surface is requested
-  Medium, Body Mass Index ~ 25-31
-  Firm, Body Mass Index ~ ≥ 31

HR* cold foam mattress system

| | AIR DREAM 2000 | AIR DREAM 7000 AIR DREAM 8000 THERMO |
|--|--|--|
| | AIR DREAM 4000 |  |
| LEVEL FLEX II The ideal base frame for cold foam and Latex mattresses | 16 cm thick core  3 firmness levels | 20 cm thick core  3 firmness levels |
| ALL FLEX Universal base frame suitable for all mattresses | 16 cm thick core  3 firmness levels | 20 cm thick core  3 firmness levels |
| TOP MOVE 100 Universal motor-driven base frame suitable for all sufficiently flexible mattresses | 16 cm thick core  3 firmness levels | 20 cm thick core  3 firmness levels |





hülsta only offers genuine HR* cold foam mattresses. The patented core construction creates a perfect 7-zone body adaptation. The body-supporting properties of the mattresses are individually enhanced by the base frame – ideal combinations for all types of back problems.

Climatic properties – cover

- TENCEL® + PUROTEX®
Normal warmth – high cosiness effect
- OUTLAST®
Cooler cover, firmer

Climatic properties – mattress core

Recognisable by colour coding:


-  Good moisture transport, normal warmth
-  Good moisture transport, slightly warmer
-  Very good moisture transport, less warmth
-  with air conditioning

* HR = High resilient = highly elastic = genuine cold foam

For your restful sleep.



The main criteria for healthy sleep in a relaxed position are the correct body support, pressure relief and suitable air circulation. The elaborately crafted, high-quality hülsta

mattresses consistently offer sleeping comfort on the highest level. All of the different mattress parts functionally match and have been scientifically tested.



The hülsta patent:

Perfect pressure relief is achieved by surface segments that individually adapt to the body. Perfect air circulation: Every 85 mm, a vertical air channel runs through the core.



Body support

for perfect relaxation and regeneration of spine and muscles.

Segments in different widths, depths and firmness levels define the appropriate body zones. An individually adjustable base frame, which is particularly effective with HR cold foam mattresses, additionally supports the resting body.

Air circulation

for a comfortably dry sleeping climate.

Warm air rises. Inside the hülsta mattresses, it circulates through the vertical air channels, thus dispersing moisture and excess heat. This process provides restful sleep and is also more hygienic.

Pressure relief

for good air circulation and restful sleep.

Individual 2-phase support: soft where it touches the body, progressively firmer in the core. Can be perfectly combined with a base frame featuring either a firmer or softer lying comfort.

Except for AIR DREAM 8000 THERMO and EASY CILMATE, all of the hülsta mattresses feature a symmetrical construction and can therefore be turned and reversed as required.

Lying correctly: 3 firmness levels, 3 cover versions – natural or high tech, cooler or warmer – we help you to find the right solution! hülsta mattresses for your personal dream factory.

The 3 cover versions:

NATURAL PUROTEX® COVER

NEUTRALISES DUST MITE ALLERGENS

THE COVER FOR A NATURAL, PERFECT MATTRESS ENVIRONMENT

- Perfectly combined with washable pure new wool in padding:
- Neutralisation of metabolic discharges into the mattress
 - Natural moisture management
 - Bedding/Room air cleaner
 - Good upholstered effect
 - TENCEL® fabric additionally contains probiotic PUROTEX® fabric
 - 380 g/m² fabric with TENCEL® Lyocell micro-fibre + padding with genuine pure new wool, washable up to 60°, 500 g/m²
 - Protected against shrinking and matting by INGEO (corn) fibre

- PUROTEX®:
- Probiotic coating on the cover
 - Suppression of bad bacteria in the mattress cover
 - Neutralisation of dust mite allergens
 - Actively prevents mould
 - Natural deodorant effect
 - Durable performance, even after washing
 - Cover can be split, washable up to 60°

NORMAL TENCEL® COVER

A VERY SOFT FIBRE
MADE FROM EUCA-
LYPTUS WOOD

THE COVER FOR NORMAL REQUIREMENTS

Perspiration, allergies, heat requirement ... everything within the normal range.

TENCEL® – the special Lyocell fibre made from wood:

- Very good skin friendliness
- Very good moisture management
- Very hygienic
- Very good electro-static properties
- Genuine climatic hollow fibre in padding: hydrophilic effect – moisture is "pulled away" from the body. Extraordinary, durable puff – exceptionally cosy.
- 380 g/m² fabric with Lyocell micro-fibre, TENCEL® + padding with genuine climatic hollow fibre 400 g/m²
- Cover can be split, washable up to 60°

CLIMATIC OUTLAST® COVER

NOT TOO WARM, NOT TOO COLD – JUST RIGHT!

THE COVER FOR PEOPLE WHO PERSPIRE MORE AND PREFER A COOLER LYING SURFACE

- TENCEL® fabric with additional micro-encapsulated OUTLAST®
- Body heat is absorbed, stored, distributed evenly and given back to the body, when it cools down
- Developed for NASA – astronaut clothing
- 380 g/m² with TENCEL® Lyocell micro-fibre +
- integrated PCM micro capsules, (approx. 3 mill./cm²)
PCM = Phase change material (similar to paraffin)
- Cover can be split, washable up to 60°
- Ideal combination: **padding with 10 mm spacer fabric**
- No heat insulation close to body
- No moisture build-up in surface
- Dry, comfortably cool lying surface



AIR DREAM 2000

Multi-zone HR* cold foam mattress

- Very good body and spine support because of multi-zone construction
- Soft, pressure-relieving surface segmentation (pyramid cube cut)
- Perfect air circulation for moisture transport via vertical air channels and segment surface
- The warmer mattress core



- 1 Pressure relief:** Fine segments on the upper side of the core provide accurate support. 2-phase support because of elaborate CNC-cut:
Phase 1: soft, point elastic segment springs on upper side
Phase 2: progressive body support via core centre
- 2 Air circulation:** Horizontal and vertical air circulation via a large number of air channels (hülsta patent). Tapered cut for un-hindered surface circulation.
- 3 Body support:** Segments in many different widths, depths and firmness levels define the zones, which provide different support to individual parts of the body.

* HR = High resilient = highly elastic = genuine cold foam

AIR DREAM 4000

Multi-zone HR* cold foam mattress plus "Air plus" climatic system

- Perfect air circulation for moisture transport because of 20 mm spacer fabric ("Air plus") in the core + air channels + segment surfaces
- The cooler mattress core
- Very good body and spine support because of multi-zone construction
- Soft, pressure-relieving surface segmentation (pyramid cube cut) for a comfortable lying surface
- Recommendation: even cooler with OUTLAST® mattress cover



- 1 Pressure relief:** Small segments on the upper side of the core provide accurate support. 2-phase support because of elaborate CNC-cut:
Phase 1: soft, point elastic segment springs on upper side
Phase 2: progressive body support via core centre
- 2 Air circulation:** A 3-D spacer fabric, which perfectly complements the patented horizontal/vertical ventilation, was integrated into the core centre.
- 3 Body support:** Segments in many different widths, depths and firmness levels define the zones that provide different support to individual parts of the body.

Available with TENCEL®, PUROTEX® or OUTLAST® cover. High-quality elastic profiled double cloth, washable up to 60°. Core: HR* cold foam, highly elastic, perfect shape recovery (**VW 60**), open-pored cell structure (air circulation) with 20 mm spacer fabric in the centre. Mattress height: approx. 20 cm, core height: 16 cm
Firmness levels: (H1) for BMI ≤ 25 soft (H2) for BMI 25 to 31 medium (H3) for BMI ≥ 31 firm




The ideal basis for restful sleeping comfort.

Exceptional lying comfort.

The comfort of a mattress depends on how comfortable you feel lying on it. It is particularly relaxing for the human body, when a mattress reacts to body movement by “swinging”. Up to now, high-quality cylinder pocket spring mattresses

have shown the best swing properties. The newly developed mattress core of the AIR DREAM 7000 now provides exceptionally comfortable swing properties for cold foam mattresses.



The premier class with 20 cm core height.

AIR DREAM 7000 with innovative HR* cold foam core centre.

State-of-the-art cutting technologies provide perfect swing properties for HR* cold foam.

Especially cut shapes and the three-layer design make it possible: the 9 cm high middle core is cut into spring elements. 5.5 cm strong upholstered padding with original AIR DREAM patented structure is added on both sides. Further to the spring effect, the vertical ventilation is complemented by a cross ventilation to provide a perfect air circulation within the entire mattress core.

The core centre defines the mattress zones:

Firm HR* cold foam and a few flat cuts in the surface support the lordosis zone. Soft HR* cold foam and many deep surface cuts provide pressure relief in the shoulder zone.

The spring elements provide high-point elasticity. They therefore create a fantastic lying comfort due to swing and micro-swing properties, which has never been achieved in cold foam mattresses before.

Available in 3 firmness levels to guarantee individual lying comfort: Medium firm = BMI up to 25. Firm = BMI 25-31. Hard = BMI above 31.

* HR = High resilient = highly elastic = genuine cold foam

AIR DREAM 7000

Multi-zone HR* cold foam mattress with 20 cm high comfort mattress core

- Highest lying comfort due to 20 cm high core featuring perfect swing and micro-swing properties.
- Perfect body and spine support due to different functional zones that are adapted to the anatomy.
- Perfect air flow, air circulation and quick dehumidification through vertical and horizontal air channels.
- Ideal two-phase pressure relief due to patented pyramid cut.



Stiftung Warentest

test

TEST SCORE GOOD (2,4)

hülsta

AIR DREAM 7000

(90 x 200 cm/firmness level 2)

Tested: 16 cold foam mattresses

Edition 01/12

- 1 Pressure relief:**
Surface segments with 2-phase support
Phase 1: soft, point elastic spring system
Phase 2: progressive support via core centre
- 2 Air circulation:**
Continuous vertical ventilation plus horizontal cross-ventilation via the core centre.
- 3 Multi-zone body support:**
Surface cut plus spring elements with different firmness levels in the core centre.
- 4 Spring comfort:**
Fantastic lying comfort due to spring elements in the core centre.

Available with TENCEL®, PUROTEX® or OUTLAST® cover. High-quality elastic profiled double cloth, washable up to 60°. Core: HR* cold foam, highly elastic, perfect shape recovery (**VW 60**), open-pored cell structure (air circulation). Mattress height: approx. 24 cm, core height: 20 cm Firmness levels: (H1) for BMI ≤ 25 soft (H2) for BMI 25 to 31 medium (H3) for BMI ≥ 31 firm




A new lying dimension.

Exceptional pressure relief due to visco-therm technology.

Conventional visco-elastic mattresses provide pressure relief for the body and therefore promote blood circulation. However, the body often sinks too deep into the fine-celled foam of these mattresses. This leads to the formation of hol-

lows thus preventing the natural movement of the body that occurs during sleep. Lack of movement has a negative impact on the free blood circulation. A rigid sleeping position is harmful and leads to tiredness and exhaustion in the morning.



Developed by hülsta – tested by scientists

- Ideal body support: Visco-therm foam flexibly reacts to body pressure and warmth. The new point-elastic core centre supports this function with different firmness foam cylinders depending on zone.
- Highest lying comfort due to Visco-therm foam, enhanced by perfectly swinging core cylinders.
- Excellent moisture transport: continuous vertical ventilation – cross ventilation in the core centre.
- Reversible: Visco-therm mattress with flexible pressure relief on one side. AIR DREAM cold foam mattress with soft, pressure-relieving surface segmentation (pyramid cut).

The correct combination of mattress components is essential to provide restful sleep. High shape recovery for freedom of movement – high point elasticity for pressure relief – ergonomic zones for healthy spine support – perfect air circulation.

* HR = High resilient = highly elastic = genuine cold foam

AIR DREAM 8000 THERMO

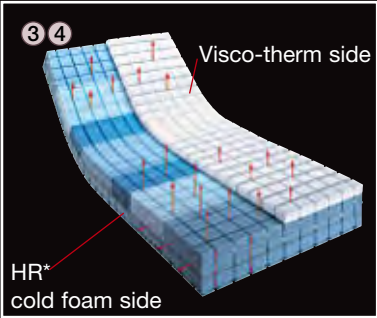
Flexible pressure relief for the resting body.

Visco-therm foam (VW 85) reacts to the weight and temperature of a person with pressure relief ⑤. Special shape recovery and the correct dimensioning of the material height ensure unlimited freedom of movement

during sleep. Perfect, as the ideal amount of freedom of movement – adapted to the respective body at any moment during the night – is guaranteed. This allows unrestricted blood circulation and thus restful sleep.



- ① Perfect vertical and horizontal air circulation provides reliable moisture transport from the core. In order to optimise the sleeping climate, we recommend the OUTLAST® cover, which also supports the fast reaction of the visco-therm foam.
- ② The HR* cold foam side without Visco-therm with the patented hülsta core structure and a warmer, padded cover is a convincing combination.
- ③ Air circulation: Good air circulation is highly important for Visco-therm. The hülsta system creates a perfect sleeping climate for every temperature requirement.
- ④ 7-zone body support on both sides: Point-elastic HR* cold foam cylinders in different firmness levels and a segment cut with cuts in different depths and widths (HR* cold foam side) define zones suitable for different parts of the body.



Available with TENCEL®, PUROTEX® or OUTLAST® cover. High-quality elastic profiled double cloth, washable up to 60°. Core: HR* cold foam, highly elastic, perfect shape recovery (**VW 60**), open-pored cell structure (air circulation). Mattress height: approx. 23 cm, core height: 20 cm Firmness levels: (H1) for BMI ≤ 25 soft (H2) for BMI 25 to 31 medium (H3) for BMI ≥ 31 firm



World novelty!

The mattress with air conditioning: **easyClimate**

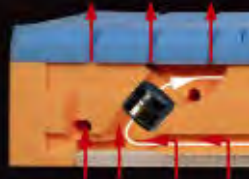
Cool – warm – dry – cleaning function

THE HÜLSTA **EASY CLIMATE** MATTRESS

WITH ACTIVE COOLING FUNCTION

QUIETLY RUNNING FANS CIRCULATE DRY, COOL AIR THROUGH THE PATENTED CHAMBER SYSTEM IN THE MATTRESS CORE AND PROVIDE A PERFECT SLEEPING CLIMATE.

- Regulates moisture + cooling without shivering = healthy sleeping climate
Always comfortably cool – no heat build-up – no uncomfortable perspiration.
Fall asleep relaxed – sleep calmly until the next morning
- Can be perfectly combined with the OUTLAST® cover: perfectly supports the active climatic functions of the EASY-CLIMATE mattress



Cover underside



Suction level

- Cool • warm • dry • cleaning function
- 7-zone lying comfort from head to toe
- Top quality HR* cold foam: 60 kg/m³
- Soft-BMI ≤ 25 (H1) • medium-BMI 25-31 (H2) • firm-BMI ≥ 31 (H3)
- Patented core structure with segment surface
- Low voltage PTC-unit in mattress core for drying, cooling or warming
- Energy-efficient due to use of residual heat
- Innovative cleaning function kills allergy triggers and ensures hygienic cleanliness

Technical data:

- Power supply: 220-240 V, 50 Hz
- Operating voltage: direct current, 20 V, 30 A
- Max. power input: 400 Watt (Cleaning function)
- Power input "warming": 200 Watt
- Power input "cooling": 6-11 Watt
- Max. air volume per hour: 120 cbm
- Max. temperature in mattress: 60°C

Cleaning function

The cleaning function cleans the mattress from the inside using increased temperature. The easyClimate mattress is heated up to approx. 60°C for half an hour. Afterwards the temperature is maintained for 1 hour. This ensures that dust mites, and anything else that should not live in the mattress, are killed. This especially applies to mould spores – the mattress becomes completely dry from the inside. It is recommended to vacuum clean the mattress after the cleaning process. Overheating is impossible, no fire hazard, absolute safety.


* HR = High resilient = highly elastic = genuine cold foam

THE HÜLSTA **EASY CLIMATE** MATTRESS

WITH ACTIVE WARMING FUNCTION

PRE-HEATED AIR CIRCULATES THROUGH THE PATENTED CHAMBER SYSTEM IN THE MATTRESS CORE AND WARMS UP THE VARIOUS LYING ZONES TO A DIFFERENT DEGREE: WARMER FOOT END TO COOLER HEAD END.


- Moisture regulation
+ heating without overheating
= healthy sleeping climate
- Always cosily warm – no more shivering or cold feet in bed
- Fall asleep relaxed – sleep calmly until the next morning
- Can be perfectly combined with the OUTLAST® cover: perfectly supports the active climatic functions of the EASY CLIMATE mattress



TOP POINT 2000

7-zone micro cylinder pocket spring core mattress

- Very good body and spine support via multi-zone micro cylinder pocket spring core and high-quality HR* cold foam padding.
- Effective pressure relief via differentiated surface segmentation.
- Perfect air flow for moisture transport via vertical air channels and segment surface (pyramid cut).



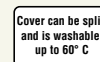
- 1 Pressure relief:**
The numerous micro cylinder pocket springs individually and therefore flexibly react to pressure. The HR* cold foam mattress with segment surface support this with a soft effect.

- 2 Air circulation:**
The segment surface of the HR* cold foam and the patented air channel system in the core provide air circulation right into the core centre for the very first time.

- 3 7-zone body support:**
The springs feature different strengths in order to absorb the pressure of the resting body. The HR* cold foam (VW 60) with original AIR DREAM segment surface optimises this zone support.

* HR = High resilient = highly elastic = genuine cold foam

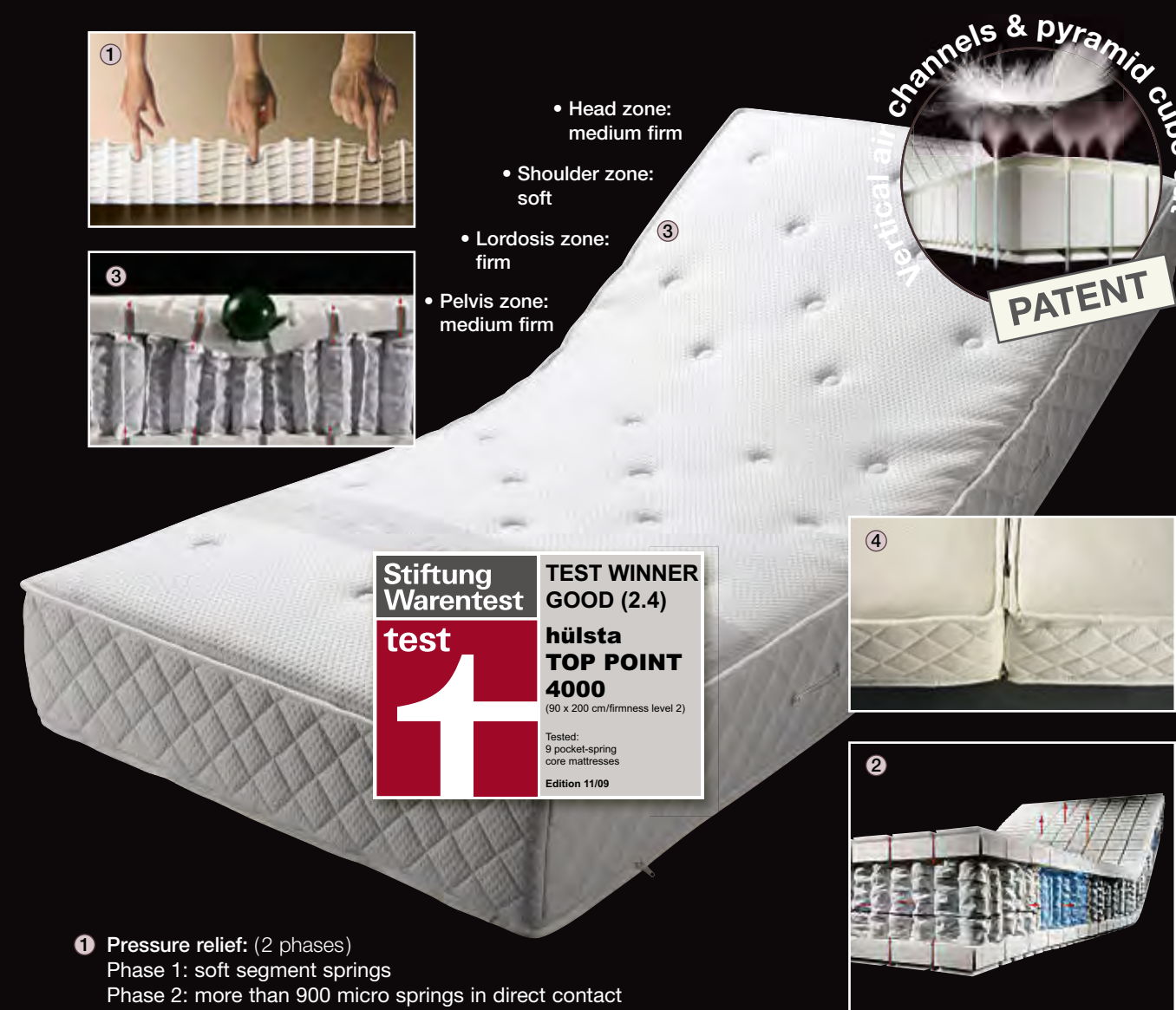
Available with TENCEL®, PUROTEX® or OUTLAST® cover. High-quality elastic profiled double cloth, washable up to 60°. Core: HR* cold foam, highly elastic, perfect shape recovery (VW 60), open-pored cell structure (air circulation).
Mattress height: approx. 20 cm, core height: 16 cm
Firmness levels: (H1) for BMI ≤ 25 soft
(H2) for BMI 25 to 31 medium
(H3) for BMI ≥ 31 firm



TOP POINT 4000

7-zone cylinder pocket spring core mattress with micro springs

- Micro springs: more than 900 cylinder pocket springs (100 x 200 cm) and CNC-cut in multi-zone configuration for perfect body and spine support.
- Perfect pressure-relief due to carefully adapted surface segmentation
- Perfect air circulation for moisture transport through vertical air channels and segment surface (pyramid cut)



- 1 Pressure relief:** (2 phases)
Phase 1: soft segment springs
Phase 2: more than 900 micro springs in direct contact with the padding provide accurate progressive support.

- 2 Air circulation:**
The segment profile padding with full-depth air channels (patent): unhindered air circulation

- 3 7-zone body support:**
The micro springs come in various strengths, coils and tensions – individually adapted to suit each firmness level and different body zones.
The multi-zone HR* segment padding made from high quality cold foam (VW 60) has a special compressive strength depending upon the firmness level. This provides perfect support for the spine with excellent pressure-relief (point elasticity) and air circulation.

- 4 Partner zip for connecting two mattresses**



Available with TENCEL®, PUROTEX® or OUTLAST® cover. High-quality elastic profiled double cloth, washable up to 60°. Core: HR* cold foam, highly elastic, perfect shape recovery (VW 60), open-pored cell structure (air circulation).
Mattress height: approx. 24 cm, core height: 20 cm
Firmness levels: (H1) for BMI ≤ 25 soft
(H2) for BMI 25 to 31 medium
(H3) for BMI ≥ 31 firm



12 years guarantee for all base frames.



World-class PREMIUM: hülsta is the first furniture manufacturer in the world to have been awarded the "Premium Product" title by the LGA in Nuremberg. Everything at hülsta is "Premium" quality, from the choice of materials all the way through to our after-sales service.



Furniture thoroughly tested by the TÜVRheinland is awarded the GS sign.



hülsta is entitled to label its entire product range with the environment-friendly "Blue Angel" sign.

The best base slat in the world!

1.

The green hülsta guarantee layer: Stabilises and therefore increases the stability of the slat. Moisture penetration is avoided and durable, consistent elasticity is guaranteed.

2.

Best material: Melamine resin surface on both sides. Perfect protection, extremely durable.

3.

7 beech veneer layers, moisture-proof glued



Adjustable foot section



adjustable 2-50°

Exclusive hülsta double-scissor bracket



ALL FLEX adjustable 9-50°

Flexible back section:


- High adjustment for comfortable sitting and relaxing
- Low sleeping position to relieve respiratory tract (reflux, dizziness, snoring)

hülsta-quality frame

- Moisture-proof glued beech plywood
- High-quality furniture surface

Cardiovascular relief

Putting the feet slightly higher than the thorax provides relief for the cardiovascular system. On the basis of medical information it is recommended not to put the foot section higher than 6 cm. (Please consult your doctor in the case of high blood pressure).




Easy cleaning under the bed using the LIFT


Base frame, version LIFT (for ALL FLEX, CREA FLEX and LEVEL FLEX II)

Example ALL FLEX


The LIFT completely raises the foot section. Effortless and quick operation due to the gas-pressurised spring. The space underneath the bed can therefore be perfectly used (for instance a linen box). Cleaning underneath the bed is also easy: from above, without having to remove base frame and mattress.



- Gas-pressurised spring support and fixed high position
- Large opening angle: 50°
- Extra sturdy version



LIFT with gas-pressurised spring



LIFT foot section adjustment bracket

EASY FLEX

Metal substructure on adjustable legs (suitable for all hülsta base frames)

- The easiest solution for a bed.
- Width and height adjustable bed frame suitable for all base frames and hülsta sleeping systems.

Easily installed, EASY FLEX is a practical solution to quickly build a bed. For young people, as a guest bed, in a holiday flat or for integration into existing bed frames. The multi-purpose bed substructure EASY FLEX is suitable for all hülsta bed frames. Steplessly adjustable in height from 23 to 28 cm. EASY FLEX can easily be adapted in size to fit hülsta base frames up to 200 cm.

Little effort for a fully functioning bed that offers perfect lying comfort.



As a double bed with stabilising centre support leg ...



... or as a single bed. EASY FLEX offers plenty of scope.



Optionally with metal leg ... (standard)



... or with additional wooden leg.

ALL FLEX

Good elasticity – individually adjustable.
Universal frame – suitable for all mattresses.

- Stable profiled high-rimmed frame made from multiply-glued beech plywood, softened furniture surface
- Featuring the world's best slat
- High-quality, robust metal brackets
- GS-sign (proven safety)



Permanent foot section adjustment for sleeping: please consult your doctor if you suffer from high blood pressure.

Types and sizes

| Adjustability | fixed | manual | LIFT | motor |
|---------------|-------|--------|------|-------|
| | ○ | | | |
| Back/leg | | ○ | ○ | |
| Head/back/leg | | | | |

Sizes: 70/80/90/100/120/140x190/200/210/220 cm

* Also available with double-scissor bracket 2-50°
For further details, see page 454

PATENT
Anti-slip device

- 1 Slats, flexibly and individually integrated into bearings, adapt well to the mattress.
- 2 6 firmness adjusters in lumbar zone provide individual support. Tear-proof centre belt ensures load balancing.

CREA FLEX

The base frame for pocket spring mattresses.

- Sturdy profiled high-rimmed frame made from multiply moisture-proof glued beech plywood, softened edges.
 - With the world's best slat
 - Elastic double-slat bearing made from high-tech plastic
- High-quality, robust metal brackets
 - GS-sign (proven safety)



Types and sizes

| Adjustability | fixed | manual | LIFT | motor |
|---------------|-------|--------|------|-------|
| | ○ | | | |
| Back/leg | | ○ | ○ | ○ |
| Head/back/leg | | | | ○ |

Sizes: 70/80/90/100/120/140x190/200/210/220 cm

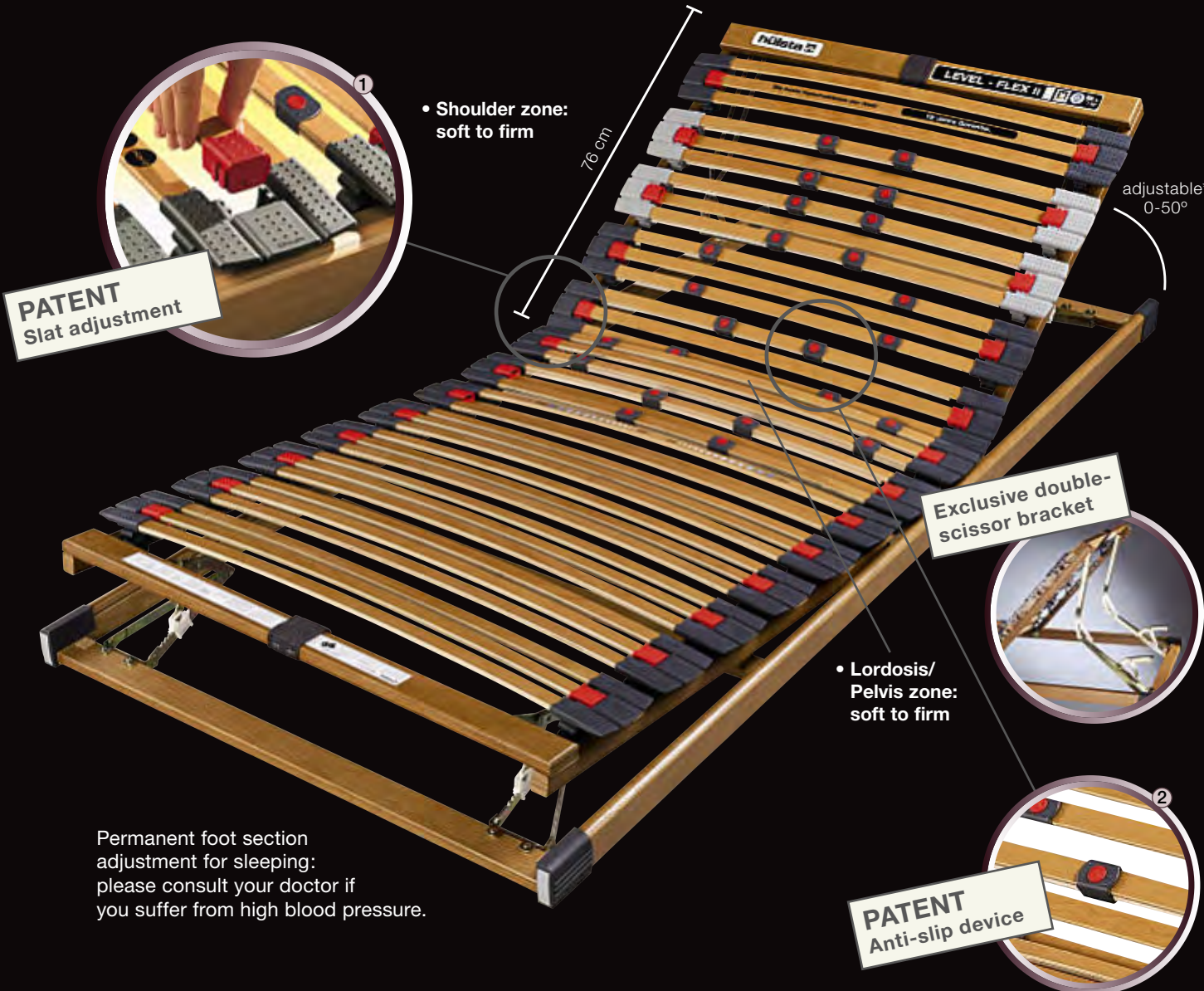
- 1 Elastic duo-slat bearing made from high-tech plastic. Easy operation. Ideal for all body sizes.
- 2 Double bracket for:

 - comfortable sitting position up to 50°
 - low lying position from 2°

LEVEL FLEX II

The ideal base frame for Latex and cold foam mattresses.

- Sturdy profiled high-rimmed frame made from multiply moisture-proof glued beech plywood.
 - With the world's best slat
- Patented trio-slat bearing with inlay
 - High-quality, robust metal brackets
 - GS-sign (proven safety)



Types and sizes

| Adjustability | fixed | manual | LIFT | motor |
|---------------|-------|--------|------|-------|
| | ○ | | | |
| Back/leg | | ○ | ○ | ○ |
| Head/back/leg | | | | ○ |

Sizes: 70/80/90/100/120/140x190/200/210/220 cm

- 1 Highly elastic trio-slat bearings. 39 slim slats adapt accurately. 2-phase support: the centre slats can be set at a lower position: from soft to firm.
- 2 Greatest individual support for both light and heavy people as well as special parts of the body. Centre slats can be removed or adjusted to high/low. Firmness adjustment from soft to firm.
- Double bracket for:

 - comfortable sitting position up to 50°
 - low lying position from 2°

MOTOR-DRIVEN BASE FRAMES

The comfortable way for using all of the talents of a flexible hülsta base frame: effortless operation from the bed. Step-less adjustment for perfect body support and relaxation of

head and neck at the touch of a button. Important: no “electro smog” during sleep and no stand-by cost. Compatible with superior network circuits.

CABLE OPERATED HANDSWITCH

① Large buttons ensure easy and safe operation. Switch can be hung up on the side of the bed after use. For wider bed sides, we offer a leather strap with magnet.

INFRA-RED REMOTE CONTROL

② Can be used anywhere in the room without cable: high-performance infra-red technology provides excellent adjustment comfort. Available with memory function on request, making it very simple to use all of the comfort features of the frame.



1. Relaxing and sitting position

Sitting comfortably in bed for longer periods is only possible if all parts of the body are in a relaxed position. In order to sit in bed comfortably, the heel should be relieved and the knee joint be supported. Perfect is a “knee-bend”.



2. Vein relief

Adjustment in the calf zone relieves the veins. Medical advice: the tip of your foot should be higher than your chin and your calves should rest horizontally parallel to your body.



3. Cardiovascular relief

Cardiovascular relief can be achieved by positioning the feet higher than the thorax. According to medical advice, the height of the foot section compared to the rest of the bed should not exceed 6 cm. (Please consult your doctor, if you suffer from high blood pressure).



4. Spinal disc relief

Raised foot section: relief for the spine (spinal discs), heels and knees.



5. Upper body relief

Angled back section: muscle-relaxing position. Also suitable for therapeutic purposes to achieve relief from reflux, dizziness or snoring.



Cleaning: simply flip up the foot section.



Cable



IR technology



IR memory

TOP MOVE 100

Invisible adjustment technology for perfect ergonomics

- Back and foot sections adjustable by motor
- 6-zone system: **with innovative lordosis and automatic neck support in sitting position.**
- Invisible motor technology, space-saving integration into inner frame.
- Available with infra-red remote control on request.
- **Disconnection from power supply**
- Consistent low-voltage technology
- 3 years guarantee on motor technology
- No space underneath bed required.
(Can be used on the floor).



Raised foot section:
Relief for spine, heels and knees.



Angled back section:
Muscle-relaxing position. Also suitable for therapeutic purposes, such as for respiratory tract relief.

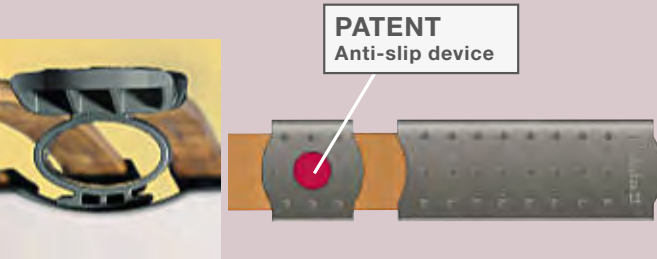


All functions fully extended:
Relaxing and sitting position. All zones are moved synchronously and therefore match perfectly.



High-quality function

Two motors move the back, neck and foot sections separately. Six zones synchronously adapt to the body via five joints. For the first time, the lumbar region is therefore also ergonomically supported.



PATENT
Anti-slip device

30 slats are individually and flexibly supported. The bearings cover the long beam to provide full support for the mattresses. With flexible shoulder comfort zone. The firmness level of the pelvis zone is individually adjustable via 12 adjustment slides.



Cable or infra-red remote control operation:
Stylish, easy and safe: no power supply in bed. Low 24 Volt current only flows when pressing the buttons.



Transformer with 2 euro sockets
max. 625 W, 250 V, 2.5 A. Can be switched on off via manual switch/transmitter.



The complete mechanism is fitted with plastic covers. With auto-reverse function in back section: the frame automatically moves up slightly as soon as it meets any resistance when going down.



In the case of a power cut, the base frame can simply be lowered manually.

The perfect DUO: AIR DREAM 2000 and LEVEL FLEX II

AIR DREAM 2000 with “TENCEL®” cover, LEVEL FLEX II with back and foot section adjustment.

TWO FANTASTIC PRODUCTS!
ONE FANTASTIC PRICE!*



Offer sizes:
80x200cm; 90x200cm; 100x200cm
Choose the suitable firmness according
to your Body Mass Index:
soft, BMI < 25, (1)
medium, BMI 25-31, (2)
firm, BMI > 31, (3)

THE TEST WINNER DUO: TOP POINT 4000/ALL FLEX B

TWO FANTASTIC PRODUCTS!
ONE FANTASTIC PRICE!*




Offer sizes:
80x200cm; 90x200cm; 100x200cm
Choose the suitable firmness according
to your Body Mass index:
soft, BMI < 25, (1)
medium, BMI 25-31, (2)
firm, BMI > 31, (3)

* Available at all participating hülsta retailers.

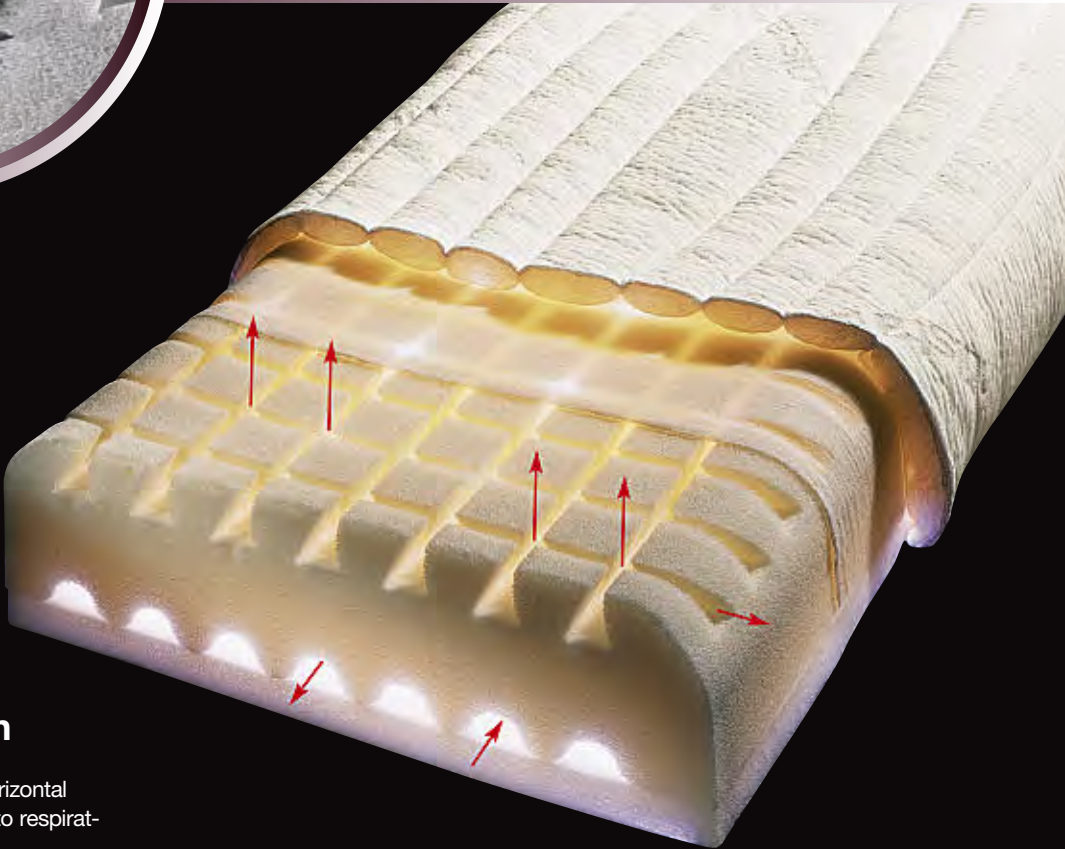
AIR DREAM K 2000 PILLOW

Cold foam pillow for healthy sleep.

- Particularly soft head support with even pressure distribution
- Perfect head and neck support
- Individually adjustable in height
- Perfect moisture transport
- Removable cover washable up to 60°C.



2-phase support with elaborate CNC cut:
Phase 1: soft, point-elastic segment springs.
Phase 2: core centre progressively supports the body.



Air circulation

Patented vertical and horizontal air circulation beneficial to respiratory system.

Available with TENCEL®, PUROTEX® or OUTLAST® cover. High-quality elastic profiled double cloth, washable up to 60°. Core: cold foam, highly elastic, anti-allergen, dustproof, odour-free.



Cover can be split and is washable up to 60° C

2 cm thick foam insert for individual height adjustment (approx. 8-10 cm)

Straight pillow core

- Advantage:
- No contour cut – therefore no wrong shape
 - No head fixation
 - Free movement

Perfect spine support at any age:



Healthy back position: double S shape in neck and lordosis zone.



Healthy side position: straight spine without bending towards the side.



Incorrect side position: spine bent to the side.



Very important: perfect balance between user, lying surface and pillow.

- Back position decides on correct pillow height. Head remains in line with the body.
- Sufficient shoulder relief in side position is absolutely vital.
- Sufficient softness of the pillow prevents blood congestion.
- Size: 36 x 68 cm is favourable. (suitable for 40 x 80 cm covers)

KID AIR 3000

Baby soft foam mattress with "Air plus" climatic upper side

- Reversible mattress for the first two phases in life:
For the baby: open, firm spacer fabric
For the toddler from 1½ years onwards:
segment springs. Adapted to suit the respective requirements for correct lying.
- Unique air circulation for moisture transport and reduction of CO2 re-breathing via Air plus climatic system.
- With a firm, all-round safety border.



- 1 Baby-side:
Perfect ventilation of surface (prevents dangerous CO2 re-breathing) using spacer fabric on upper side of the core. Additional ventilation via vertical air pockets, no build-up of heat. Perfectly complemented by OUTLAST® cover.
- 2 Patented toddler-side:
2-phase support:
Phase 1: soft segment springs yield to provide pressure relief/point elasticity.
Phase 2: core centre provides stable support for the body. Vertical and horizontal ventilation.



Available with TENCEL®, PUROTEX® or OUTLAST® cover. High-quality elastic profiled double cloth, washable up to 60°. Core: HR* cold foam, highly elastic, perfect shape recovery (**VW 50**), open-pored cell structure (air circulation). Mattress height: approx. 12 cm



* HR = High resilient = highly elastic = genuine cold foam

TENCEL®

- Lyocell TENCEL® brand fibre in fabric (Lyocell = fibre made from wood)
- Very good skin friendliness
 - Very good moisture management
 - Very good thermal regulation
 - Very hygienic
 - Very good electro-static properties

- Genuine climatic hollow fibre in padding:
- Hollow fibre with capillary effect
 - Hydrophilic coating
 - Cover can be split, washable up to 60°

- Outer fabric:
- Profiled double cloth: 70% Polyester, 30% Lyocell

PUROTEX®

- PUROTEX® patented, probiotic Adaptive on the fabric:
- 100% natural
 - Active bed cleaner
 - Neutralises dust mite allergens
 - Natural deodorant effect

- Pure new wool and Ingeo in padding: (Ingeo = polylactic brand fibre made from plants containing sugar, such as corn):
- Natural materials wool and corn fibre
 - Improvement of bed environment and room air
 - Very good moisture management
 - Cover can be split, washable up to 60°

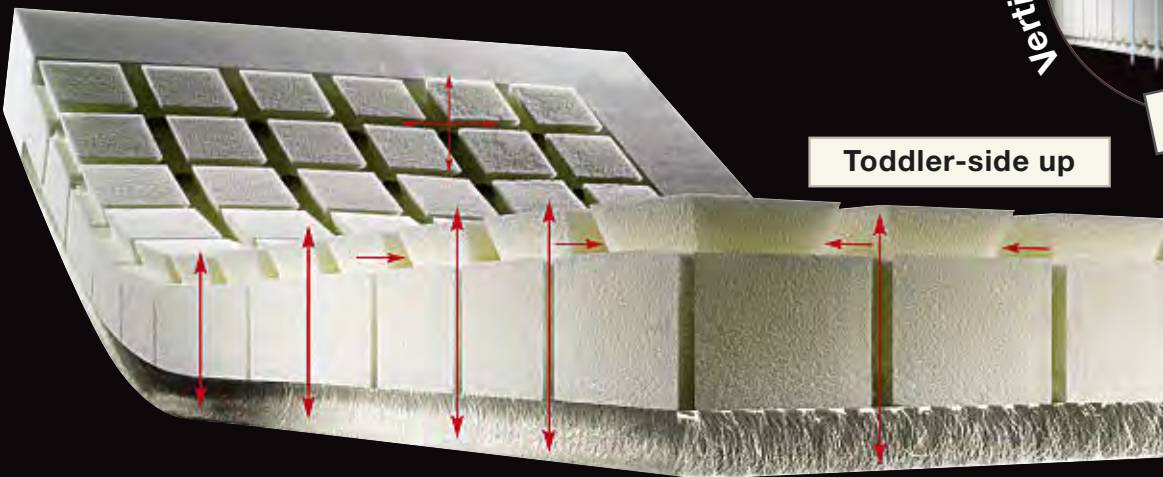

- Outer fabric:
- Profiled double cloth: 70% Polyester, 30% Lyocell

OUTLAST®

- Patented OUTLAST® Adaptive on the fabric:
- **Not too warm, not too cold: just right!**
 - 3 mill./cm² micro capsules absorb body heat, store and distribute it, then give it back to the body


- Spacer fabric as padding:
- Open-flow padding
 - Perfect moisture transport
 - No heat build-up
 - Cover can be split, washable up to 60°

- Outer fabric:
- Profiled double cloth: 70% Polyester, 30% Lyocell



The normal TENCEL® cover (standard cover)
- The cover for normal requirements

Cover with Lyocell TENCEL® brand fibre in fabric and genuine climatic fibres in padding, 380g/m² fabric quality; 400 g/m² padding, stretch lower fabric



The natural PUROTEX® cover
- The cover for a natural, perfect mattress environment

Cover with Lyocell TENCEL® brand fibre + probiotic PUROTEX® on fabric + washable pure new wool with 20% Ingeo fibres in the padding, 380 g/m² fabric quality; 500 g/m² padding, stretch lower fabric



The climatic OUTLAST® cover
- The cover without heat storage and perfect ventilation

Cover with Lyocell TENCEL® brand fibre + OUTLAST® Adaptive Comfort + spacer fabric in the padding, 380 g/m² fabric quality; 10 mm spacer fabric

Welcome to the world!

BABY'S- AND CHILDREN'S FURNITURE

472-477 | CASALINO

478-483 | OVIELLA



Order the complete "Welcome to the world" catalogue at www.huelsta.com

As simple as a set of building blocks. As beautiful as a picture.

Is a children's room just like any other? Of course not! It is the "I-am-not-tired" bedroom, the knight's castle, the "Not-these-jeans" dressing room and the museum for modelling clay sculptures. A child's room always has more than one

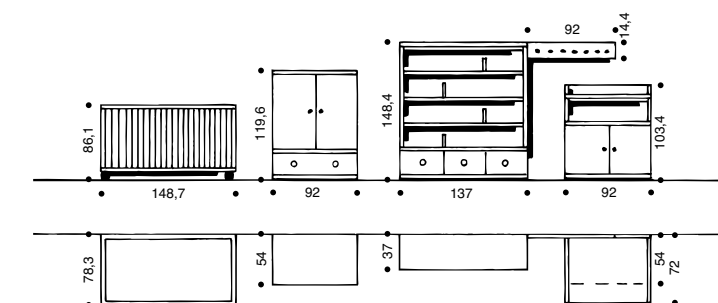
role, and CASALINO is designed in such a way, that the size of the room never limits its possibilities. CASALINO provides room for many happy years and the quality to last just as long.



Polar white lacquer



Walnut



Version: polar white lacquer, walnut

CASALINO



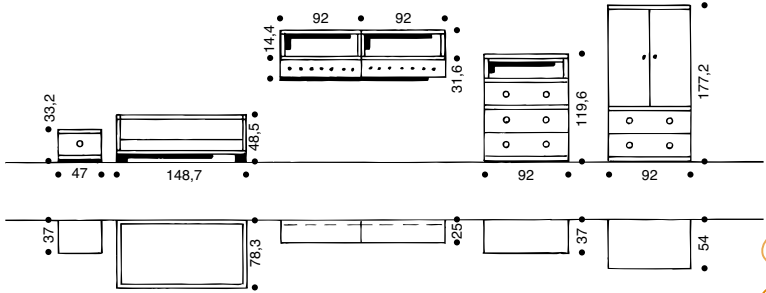
Version: polar white lacquer, walnut



Three is a fantastic age. So is 4, and 5, and 6.

Children grow quickly; CASALINO grows with them and lasts an entire childhood. The combination of smooth polar white surfaces with the warmth of the dark walnut provides

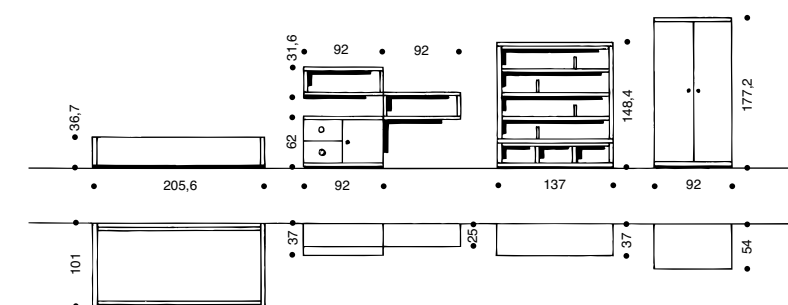
a stunning contrast of light and dark. CASALINO is the perfect choice for the most important people in the world, your children!



What I would like to be when I grow up? Why? In my room, I can be anything I want!

Children need an environment that stimulates them to play, experiment and explore. CASALINO is sturdy enough to withstand rough games and flexible enough to adapt to

changing tastes. It is functional without losing its charm and offers endless opportunities for your child to make it their own. Which is what your child will no doubt do!



Version: polar white lacquer, walnut



Version: polar white lacquer, oak sand



OVIELLA

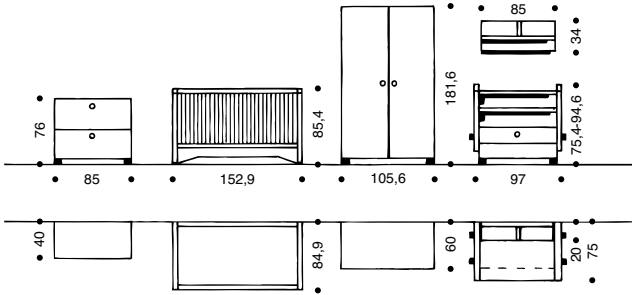
Emotive shapes.

The world takes shape, with all five senses. The combination of polar white lacquer and natural oak sand wood makes OVIELLA light and friendly. The design is un-

mistakable: attractive relief fronts, smooth curves that please the eye and oak sand details, which emphasise the beauty of natural wood.

Polar white lacquer

Solid oak sand
(handles and feet for units/wardrobes)



Version: polar white lacquer, oak sand



- 1** The 181.6 cm high wardrobes with relief-planed fronts are available in 52.8 cm (as shown here) and 105.6 cm widths. They feature a choice of clever interiors that provide plenty of space for fashion-conscious kids, who will certainly find them really cool.
- 2** The corner wardrobe makes perfect use of the available space. Five fitted shelves, one clothes rail and two large hinged doors ensure that the entire space of the wardrobe is accessible. A fabulous solution, especially when the room is shared.

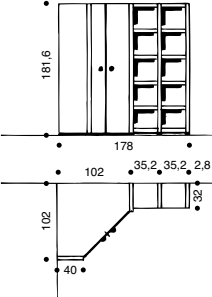
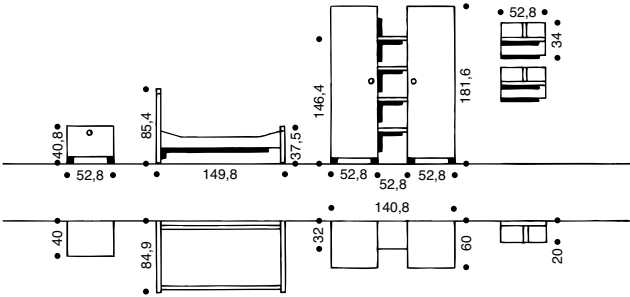


Version: polar white lacquer, oak sand

Colour is simply another word for light.

Children are active during the day. Sunny, bright surfaces to reflect plenty of daylight are therefore ideal. OVIELLA's light finishes provide the perfect basis for stunning effects of light

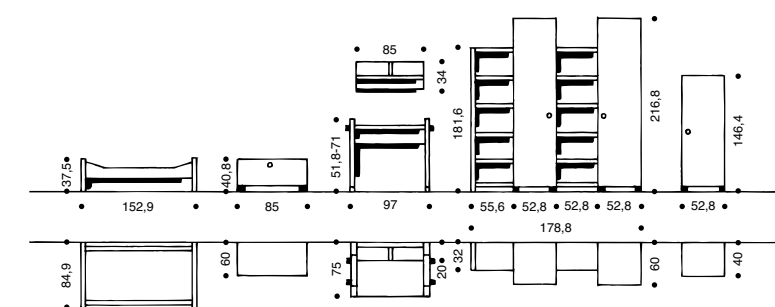
and colour. A children's wardrobe with a seemingly floating shelving unit in the middle or shelves that effortlessly rest on oak panels give a finishing touch to this airy atmosphere.



Space for wild animals.

hülsta is known for incredibly flexible furniture systems. OVIELLA is a children's furniture range consisting of many different modules that perfectly harmonise. Shown here:

a combination of wardrobes with shelves and side panels in different heights and depths creates a simply fabulous space for all those cuddly toys.



Version: polar white lacquer, oak sand





CHILDREN'S/YOUTHS' FUNCTIONAL FURNITURE

486-489 | XPERT & SPOT

XPERT & SPOT – the perfect combination!

An XPERT desk is the perfect choice. You can add clever and functional units according to your requirements. Ergonomically perfect: the desk chair SPOT. A special gas-

pressurised spring provides a unique adjustment range from 32 to 50 cm seat height.

Version: oak sand, polar white lacquer



Stiftung
Warentest

test

1

TEST WINNER
GOOD (1.7)

hülsta
XPERT C1

Tested:
14 children's desks
Edition 6/2006



- 1 A concealed gas-pressurised spring allows the smooth tilting of the desk top up to an angle of 30°.
- 2 The optional rail system with 2 DIN A4 trays, pencil tray and plug-in box ensures that everything is at hand.
- 3 Rollin' around: the mobile container is always in the right place.
- 4 SPOT: with or without armrests for relaxed sitting. The patented cross frame is available with hard castors for soft floors or – if required – with soft castors for hard floors. SPOT has of course been awarded the GS sign for proven safety by the TÜVRheinland.

| | | | |
|--|---------------------|--|---------------|
| | Polar white lacquer | | Natural maple |
| | Beech | | Oak sand |

The chair that grows with you.

Start off small and grow. We have developed SPOT because it perfectly adapts to everybody who is still growing. The seat height can be adjusted up to 50 cm, a comfortable height should you grow up to 2 metres.



The SPOT swivel chair has been awarded the GS sign for proven safety by the TÜV-Rheinland.



Fabulous colours – cool design. You are probably the only one who sits on such a chair! The comfortable seat and back rest are covered in lush red and dark blue.



Bicoloured and cool. The chair is available in blue and turquoise – it might even be the perfect match to your favourite outfit?




Pretty grown up or pretty cheeky? Both! If you choose the version without arm rests, you will have more elbow room. Just try it.



Almost like Dad's director's chair ... The black cover and comfortable arm rests make SPOT look like a professional office chair – which it is, of course.

Fabrics/upholstery:



Bottom seam always black, sewing thread always white, covers made from microfibre, upper side 100 % polyester, underside 70 % polyester, 30 % cotton.

Fine woods, brilliant lacquers, reflecting glass.

We exclusively use veneers made from precious and durable woods for our furniture. We also treat this valuable raw material most responsibly and pay great attention to protecting the environment: the wood comes from controlled forest regions where reforestry is conscientiously practised; we do not buy any tropical woods, and we predominantly construct furniture with genuine wood veneers, for veneer saves wood. Our processing techniques are so well thought out and careful that the furniture will last for many generations. And it is quite obvious what that in turn means ...

This feeling of responsibility is not something that we practice because it is simply popular at the moment. It was a part of the hülsta philosophy as long as 60 years ago when nobody ever really thought about the environment.












































This way of thinking and acting does not only apply to wood, but also to all the other materials that we use. This is why we have developed a great deal of “know-how” in working with lacquers. In developing intricate lacquering and grinding procedures with up to 7 (seven!) work phases, and using a lot of manual work phases, we produce high-gloss lacquer surfaces with a unique visual depth effect and a high level of resistance. In so doing, we fulfil the most stringent requirements:

- all hülsta furniture is low on emissions and meets the requirements of RAL UZ-38.
- all the lacquer surfaces fulfil the DIN/EN 71 section 3 norms on the “safety of toys” and are insensitive to saliva and perspiration in accordance with DIN 53160.
- all hülsta furniture surfaces are toxically and physiologically safe and do not contain any kind of substance that may damage health.
- the hülsta assortment has been awarded the “Blue Angel” (environment-friendly) certificate.

Glass is another particularly fascinating material used in combination with the wood that always shows its own natural grain in the hülsta units. It creates some pleasant alternating effects, extra light and a degree of transparency, especially when used in combination with the lacquer fronts. Glass elements come in a lot of different versions: clear glass, satinized glass and rear-lacquered in white, black, brown and sand. The rear-lacquered glass fronts reflect everything in the room in a gentle way – much more gently than a mirror, for example – and fill the room with a continuously changing interplay of light and shade. This effect is very similar to that created by the high-gloss lacquer surfaces: they open up an additional dimension, a completely new experience in the room. You do not simply look at the front of the units, you actually look into them.

All of the surfaces at a glance.

Please see the current hülsta parts lists for the available surfaces appropriate to the individual ranges. Many thanks!

| | | | | | |
|---|---|---|---|---|---|
|  |  |  |  |  |  |
| Natural maple | Beech | Structured beech | Solid structured beech relief-planed | Oak sand | Solid oak sand |
|  |  |  |  |  |  |
| Natural oak | Solid natural oak | Solid natural oak relief-planed | Oak mocca | Oak anthracite | Solid alder |
|  |  |  |  |  |  |
| Cherrywood gold | Walnut | Solid walnut relief-planed | Core walnut | Light brown ash | Amberwood |
|  |  |  |  |  |  |
| White lacquer | Solid white lacquer relief-planed | Polar white lacquer | Sand lacquer | Grey lacquer | Cocoa lacquer |
|  |  |  |  |  |  |
| Brown-black lacquer | High-gloss white | High-gloss pure white | High-gloss cream white | High-gloss sand | High-gloss cocoa |
|  |  |  |  |  |  |
| High-gloss violet | High-gloss black | High-gloss white lacquer | High-gloss cream lacquer | High-gloss sand lacquer | High-gloss grey lacquer |
|  |  |  |  |  | |
| High-gloss ruby red lacquer | High-gloss saffron lacquer | High-gloss brown-black lacquer | Hight-gloss cocoa lacquer | High-gloss black lacquer | |
|  |  | | | | |
| Laminate white | Laminate black | | | | |

hülsta literature with inspiring ideas for your home.

You spend the greatest part of your life in the place you live. Reasons enough to create a home where you really are at home. For every room in the home you will find some ideas and solutions that you will have to look a long time for anywhere else.



The book of ideas for your home includes an overview of all of the current hülsta ranges and many recommendations and tips. 500 pages, free of charge.



The hallway

You'll always make the best possible impression with beautiful furniture and arrangements for difficult entrance halls.



Dining rooms

Here you'll find dining tables, chairs and single units whose design and comfort are a real joy, too.



Welcome to the world!

Baby's and children's furniture
Build a nest that's nice and cosy and, above all, safe.



MULTI-FORMA II

Irrespective of the amount of available space, MULTI-FORMA II will be the perfect choice, offering wardrobes with hinged, folding or sliding doors as well as recess and room solutions. There has never been such a versatile and adaptable hülsta wardrobe system.



Sleeping systems

If you sleep well at night, you're on top of things in the day. We inform you all about it in this work.



hülsta showroom-DVD

Interactive DVD with images of the entire hülsta product range. Cover charge € 4,90.

You'd like to know more and have one or more of our books or our showroom-DVD? That's easy! Please contact:

hülsta Info-Service
48702 Stadthorn,
Germany

Tel: +49 2563 86-1273
Fax: +49 2563 86-1417
Info@huelsta.com

Please visit our web site:

www.huelsta.com

now! by hülsta: cash & carry furniture in genuine hülsta quality.

The now! magazine presents all the ranges in the now! by hülsta collection together! Every series is photographed in a matching ambience with lots of atmospheric photos of arrangements that will entice you to make the suites within your own four walls something really special and unique.

With details showing the many small aspects which make the units in the now! by hülsta collections for living rooms, dining rooms, workrooms and bedrooms so incomparably comfortable. **Magazine now!**, approx. 400 pages free of charge.



Our planning CD-ROM is turning around!

- 1 For planning with all the cash & carry ranges from now! by hülsta, incl. dealers' directory.

2 You see the furniture in photo quality. You can zoom, revolve and view your dream composition from any perspective, even from above and below.
- 3 All the elements employed by hülsta are collected in an order list, including individual prices (recommended retail price) and total sum!

4 To finish with, all you need to do is print out this list – and off you go to your local now! dealer!

You'd like to know more about the now! family? Just apply to the **hülsta Info-Service**. See address on page 493.



hülsta's system ranges and individual products are protected by a large number of national and international patents, prototypes and registered trademarks. Subject to alterations in construction, colour and materials by way of technological progress. Subject to error. Design of all hülsta furniture: hülsta designer team.

One more important note for you:

Our veneer experts purchase the most beautiful and refined veneer woods worldwide. Genuine wood embodies natural growth and therefore its grain and structure is of fascinating individuality. Just as every leaf of a tree differs from every other, so does every leaf of veneer. Features such as rough or fine grain or knots and uneven growth as well as colour nuances have their origin in the growth of the tree. They should therefore not be regarded as faults, but rather as marks of the indestructible individuality of the natural product in case – in principle the only guarantee for genuineness. Even in the case of new furniture, deviations in colour, structure and grain of the wood can result in the course of time because of the natural material. Deviations in colour of subsequent purchases will balance out in due course. Upright and transverse direction of veneer grains take on a different colour appearance through varying refraction of light in the pores. In the case of furniture and accessories with fabric covers, standard trade colour deviations must be accepted in additional or subsequent purchases. Cover fabrics as well as surfaces are subject to changes in fashion and are no longer available once they have been discontinued. When taking photos (atmosphere photos), the colour of the furniture can change due to light and colour reflections of floor, wall and ceiling colours. Despite high-quality prints, further colour deviations can never be completely excluded. Such colour tolerances are excluded as reasons for complaints. Always ask to be shown hülsta's wood samples when purchasing.

Day and night service: Tel.: +49 2563 86-1273,
Fax: +49 2563 86-1417

Any information you might require can be obtained using these numbers.

www.huelsta.com

Info@huelsta.com

Publishers:

hülsta-werke, Postfach 1212, 48693 Stadthoehn,

© 2011 by Verlag Chr. Schmidt, Stadthoehn.

General editorial concept: Sarah Gewert, Robert Hanel

Copyright:

All rights reserved. Copying – including excerpts – only with the written permission of the publishers. All products and designs shown are subject to copyright laws of the individual manufacturers according to originators, pattern and patent laws. All products are only distributed via our registered dealers.

hülsta-werke, Karl-Höls-Straße 1, D-48703 Stadthoehn

Tel.: +49 2563 86-0

Fax: +49 2563 86-1417

www.huelsta.com

Info@huelsta.com

Dated 11/2011

Imprimé en Allemagne, Printed in Germany

